



Australian Government

Australian Digital Health Agency



Medicare Repositories
Detailed Clinical Model Specification
Version 1.2

5 August 2016

Approved for external use

Document ID: DH-2423:2016

Australian Digital Health Agency

Level 25, 56 Pitt Street

Sydney, NSW 2000

Australia

www.digitalhealth.gov.au

Disclaimer

The Australian Digital Health Agency (“the Agency”) makes the information and other material (“Information”) in this document available in good faith but without any representation or warranty as to its accuracy or completeness. The Agency cannot accept any responsibility for the consequences of any use of the Information. As the Information is of a general nature only, it is up to any person using or relying on the Information to ensure that it is accurate, complete and suitable for the circumstances of its use.

Document control

This document is maintained in electronic form and is uncontrolled in printed form. It is the responsibility of the user to verify that this copy is the latest revision.

Copyright © 2016 Australian Digital Health Agency

This document contains information which is protected by copyright. All Rights Reserved. No part of this work may be reproduced or used in any form or by any means – graphic, electronic, or mechanical, including photocopying, recording, taping, or information storage and retrieval systems – without the permission of the Australian Digital Health Agency. All copies of this document must include the copyright and other information contained on this page.

Document Information

Key Information

Owner	General Manager, Clinical Informatics, Terminology and Tooling
Contact for enquiries	Australian Digital Health Agency Help Centre
t:	1300 901 001
e:	help@digitalhealth.gov.au

Product Version History

Product version	Date	Release comments
1.0	22 Dec 2011	Initial public release.
1.1	18 Dec 2015	This version of the specification is published to support publishing Medicare specifications.
1.2	5 Aug 2016	This version of the specification has been rebranded to the Australian Digital Health Agency. The DCMs are unaltered, except for rebranding for the Australian Digital Health Agency.

Related Documents

Name	Version/Release Date
Participation Data Specification	Version 3.2, Issued 20 July 2011

Included Detailed Clinical Models

This specification contains the following detailed clinical models:

- ACD Custodian Entry, version 1.1
- Australian Organ Donor Register Entry, version 1.1
- Medicare/DVA Funded Service, version 1.1
- Pharmaceutical Benefit Item, version 1.1
- Vaccine Cancellation Reason, version 1.1

This page is intentionally left blank.

Acknowledgements

Council of Australian Governments

The Australian Digital Health Agency is jointly funded by the Australian Government and all state and territory governments.

Regenstrief Institute (LOINC)

This material contains content from LOINC™ (<http://loinc.org>). The LOINC table, LOINC codes, LOINC panels and forms file, and LOINC linguistic variants file are copyright © 1995-2015, Regenstrief Institute, Inc. and the Logical Observation Identifiers Names and Codes (LOINC) Committee and available at no cost under the license at <https://loinc.org/terms-of-use/>. LOINC is a trademark of Regenstrief Institute, Inc., registered in the United States.

IHTSDO (SNOMED CT)

This material includes SNOMED Clinical Terms™ (SNOMED CT®) which is used by permission of the International Health Terminology Standards Development Organisation (IHTSDO). All rights reserved. SNOMED CT® was originally created by The College of American Pathologists.

“SNOMED” and “SNOMED CT” are registered trademarks of the IHTSDO, (<http://www.ihtsdo.org/>).

HL7 International

This document includes excerpts of HL7™ International standards and other HL7 International material. HL7 International is the publisher and holder of copyright in the excerpts. The publication, reproduction and use of such excerpts is governed by the HL7 IP Policy (see <http://www.hl7.org/legal/ippolicy.cfm>) and the HL7 International License Agreement. HL7 and CDA are trademarks of Health Level Seven International and are registered with the United States Patent and Trademark Office.

This page is intentionally left blank.

Table of Contents

1. Introduction	1
1.1. Purpose and Scope	1
1.2. Intended Audience	1
1.3. Background	1
1.4. Terminology	1
2. ACD Custodian Entry Detailed Clinical Model	3
2.1. Purpose	3
2.2. UML Class Diagram	3
2.3. ACD CUSTODIAN ENTRY	5
2.4. INFORMATION PROVIDER	6
2.5. SUBJECT	8
2.6. ACD Custodian Entry Instance Identifier	10
2.7. RELATED INFORMATION	11
2.8. Link Nature	13
2.9. Link Nature Values	14
2.10. Link Role	16
2.11. Link Role Values	17
2.12. Target	19
2.13. Detailed Clinical Model Identifier	20
3. Australian Organ Donor Register Entry Detailed Clinical Model	21
3.1. Purpose	21
3.2. Use	21
3.3. UML Class Diagram	21
3.4. AUSTRALIAN ORGAN DONOR REGISTER ENTRY	23
3.5. Date of Initial Registration	25
3.6. Donation Decision	26
3.7. ORGAN AND TISSUE DONATION DETAILS	27
3.8. Bone Tissue Indicator	29
3.9. Eye Tissue Indicator	30
3.10. Heart Indicator	31
3.11. Heart Valve Indicator	32
3.12. Kidney Indicator	33
3.13. Liver Indicator	34
3.14. Lungs Indicator	35
3.15. Pancreas Indicator	36
3.16. Skin Tissue Indicator	37
3.17. INFORMATION PROVIDER	38
3.18. SUBJECT	40
3.19. Australian Organ Donor Register Entry Instance Identifier	41
3.20. RELATED INFORMATION	42
3.21. Link Nature	44
3.22. Link Nature Values	45
3.23. Link Role	47
3.24. Link Role Values	48
3.25. Target	50
3.26. Detailed Clinical Model Identifier	51
4. Medicare/DVA Funded Service Detailed Clinical Model	53
4.1. Purpose	53
4.2. Use	53
4.3. UML Class Diagram	53
4.4. MEDICARE/DVA FUNDED SERVICE	55
4.5. Date of Service	57
4.6. Medicare MBS/DVA Item	58
4.7. Medicare MBS/DVA Item Values	59
4.8. Service in Hospital Indicator	60
4.9. SERVICE REQUESTER	61
4.10. SERVICE PROVIDER	63
4.11. INFORMATION PROVIDER	65

4.12. SUBJECT	67
4.13. Medicare/DVA Funded Service Instance Identifier	68
4.14. RELATED INFORMATION	69
4.15. Link Nature	71
4.16. Link Nature Values	72
4.17. Link Role	74
4.18. Link Role Values	75
4.19. Target	77
4.20. Detailed Clinical Model Identifier	78
5. Pharmaceutical Benefit Item Detailed Clinical Model	79
5.1. Purpose	79
5.2. Use	79
5.3. UML Class Diagram	79
5.4. PHARMACEUTICAL BENEFIT ITEM	81
5.5. PBS/RPBS Item Code	83
5.6. PBS/RPBS Item Code Values	84
5.7. PBS/RPBS Manufacturer Code	85
5.8. PBS/RPBS Manufacturer Code Values	86
5.9. Pharmaceutical Item Brand	87
5.10. Pharmaceutical Item Generic Name	88
5.11. Pharmaceutical Item Form and Strength	89
5.12. Date of Supply	90
5.13. Date of Prescribing	91
5.14. Quantity	92
5.15. Number of Repeats	93
5.16. INFORMATION PROVIDER	94
5.17. SUBJECT	96
5.18. Pharmaceutical Benefit Item Instance Identifier	97
5.19. RELATED INFORMATION	98
5.20. Link Nature	100
5.21. Link Nature Values	101
5.22. Link Role	103
5.23. Link Role Values	104
5.24. Target	106
5.25. Detailed Clinical Model Identifier	107
6. Vaccine Cancellation Reason Detailed Clinical Model	109
6.1. Purpose	109
6.2. Use	109
6.3. Misuse	109
6.4. UML Class Diagram	109
6.5. VACCINE CANCELLATION REASON	111
6.6. Vaccine Cancellation Reason Type	113
6.7. Vaccine Cancellation Reason Type Values	114
6.8. Vaccine Cancellation Reason Period	115
6.9. Vaccine Cancellation Reason Comment	116
6.10. INFORMATION PROVIDER	117
6.11. SUBJECT	119
6.12. Vaccine Cancellation Reason Instance Identifier	120
6.13. RELATED INFORMATION	121
6.14. Link Nature	123
6.15. Link Nature Values	124
6.16. Link Role	126
6.17. Link Role Values	127
6.18. Target	129
6.19. Detailed Clinical Model Identifier	130
A. Known Issues	131
B. Specification Guide for Use	133
B.1. Overview	133
B.2. The Structured Content Specification Metamodel	133
Structured Document	134

Context	135
Content	135
Section	135
Data Group	135
Participation	135
Choice	135
Data Element	136
Value Domain	136
B.3. Icon Legend	136
Metadata Types Legend	137
Data Types Legend	137
Keywords Legend	141
Obligation Legend	142
B.4. Exceptional Values	143
B.5. Information Model Specification Parts Legends	144
Chapter Name	144
Identification Section Legend	144
Definition Section Legend	144
Data Hierarchy	145
Sample SCS Data Hierarchy	146
Value Domain Section Legend	147
Usage Section Legend	147
Relationships Section Legend	148
C. Change History	149
C.1. Changes Since Version 1.1 - 18 December 2015	149
Reference List	151
Index	153

This page is intentionally left blank.

1 Introduction

1.1 Purpose and Scope

This detailed clinical model (DCM) specification forms part of a suite of data specifications that the Australian Digital Health Agency (the Agency) is developing for the Australian health informatics community. The suite comprises specifications for a range of health topics (represented as data groups), which are considered to be the most critical to support the work programme given to the Agency and to realise the benefits derived from Level 4 (semantic) interoperability¹ in the Australian healthcare setting.

We value your questions and comments about this document. Please direct your questions or feedback to help@digitalhealth.gov.au.

1.2 Intended Audience

This document is intended to be read by jurisdictional information and communication technology (ICT) managers, clinicians involved in clinical information system specifications, software architects and developers, and implementers of clinical information systems in various healthcare settings.

This is a technical document; the audience should be familiar with the language of health data specification and also have some familiarity with health information standards and specifications. Definitions and examples are provided to clarify relevant terminology, usage, and intent.

1.3 Background

One area of priority for us is the identification of digital health data to be communicated and its structure. We are addressing this through data specifications, which detail the data elements (logically grouped) and their associated value domains.

Data specifications need to be independent of messaging formats. They are concerned with providing an information framework in which to achieve semantic interoperability.

Data specifications have been developed based on priorities identified by jurisdictions and clinicians, incorporating clinical examples of use to enhance utility and adoption. These specifications are intended to:

- suit the Australian model for a shared electronic health record;
- define collections of related information, e.g. event summaries, data groups, data elements;
- be human readable (with information enhanced by the hierarchical structure);
- provide a set of clinical terminologies specific to the requirements of the Australian healthcare system; and
- allow for expansion and extension as electronic systems mature.

While the My Health Record system is referred to in these documents, implementation within the system is not dealt with here.

1.4 Terminology

Our National Clinical Terminology Service (NCTS) is defining a national approach to clinical terminology. Consistent and accurate articulation and interpretation of clinical terms is critical to the process of safe exchange.

¹Level 4 interoperability is described in [The Value Of Health Care Information Exchange And Interoperability \[WALJ2005a\]](#).

We recommend the SNOMED CT as the preferred clinical terminology for Australia and this has been endorsed by the Australian, state and territory governments. SNOMED CT is considered to be the most comprehensive multilingual health terminology in the world. It is owned, maintained and distributed by the International Health Terminology Standards Development Organisation (IHTSDO).

Our NCTS is the Australian National Release Centre for SNOMED CT and is also responsible for managing, developing and distributing national clinical terminologies, such as SNOMED CT Australian Release (SNOMED CT-AU), the Australian Medicines Terminology (AMT), and related tools and services.

SNOMED CT-AU provides local variations and customisation of terms relevant to the Australian healthcare community. It includes the international resources, along with all Australian-developed terminology for implementation in Australian clinical information technology systems. The AMT provides a consistent approach to the identification and naming of medicines, and supports medicines management and activity across the Australian healthcare domain. The AMT is now included within SNOMED CT-AU, with even closer integration planned for the future.

Reference sets listed as value domains within this document have been developed taking into account data element and data group definitions, as well as how they align with and complement the SNOMED CT concept model.

SNOMED CT-AU has been available for software developers to use in their Australian products since 1 July 2006. It is updated monthly and is freely available under a dual licensing arrangement – namely the SNOMED CT Affiliate License and Australian National Terminology License.

For further information regarding terminology and the development of reference sets, please visit <http://www.healthterminologies.gov.au>. Email help@digitalhealth.gov.au with questions or feedback.

2 ACD Custodian Entry Detailed Clinical Model

This chapter describes version 1.1 of the *ACD Custodian Entry* Detailed Clinical Model.

2.1 Purpose

To record details about the custodian of the individual's advance care directive (ACD).

2.2 UML Class Diagram

The following figure represents the data hierarchy using a UML 2.0 class diagram. The diagram displays data groups and data elements, together with their names, data types and multiplicities. Data elements are displayed as attributes; data groups are displayed as classes; their label names are represented as association role names. Association role names are only displayed if they differ from the associated class name. When a data element has a choice of data types, the data type of the attribute that represents it is an abstract interface class generalised from the individual data types. The diagram shows the data hierarchy excluding the details of participation. The default multiplicity is 1..1.

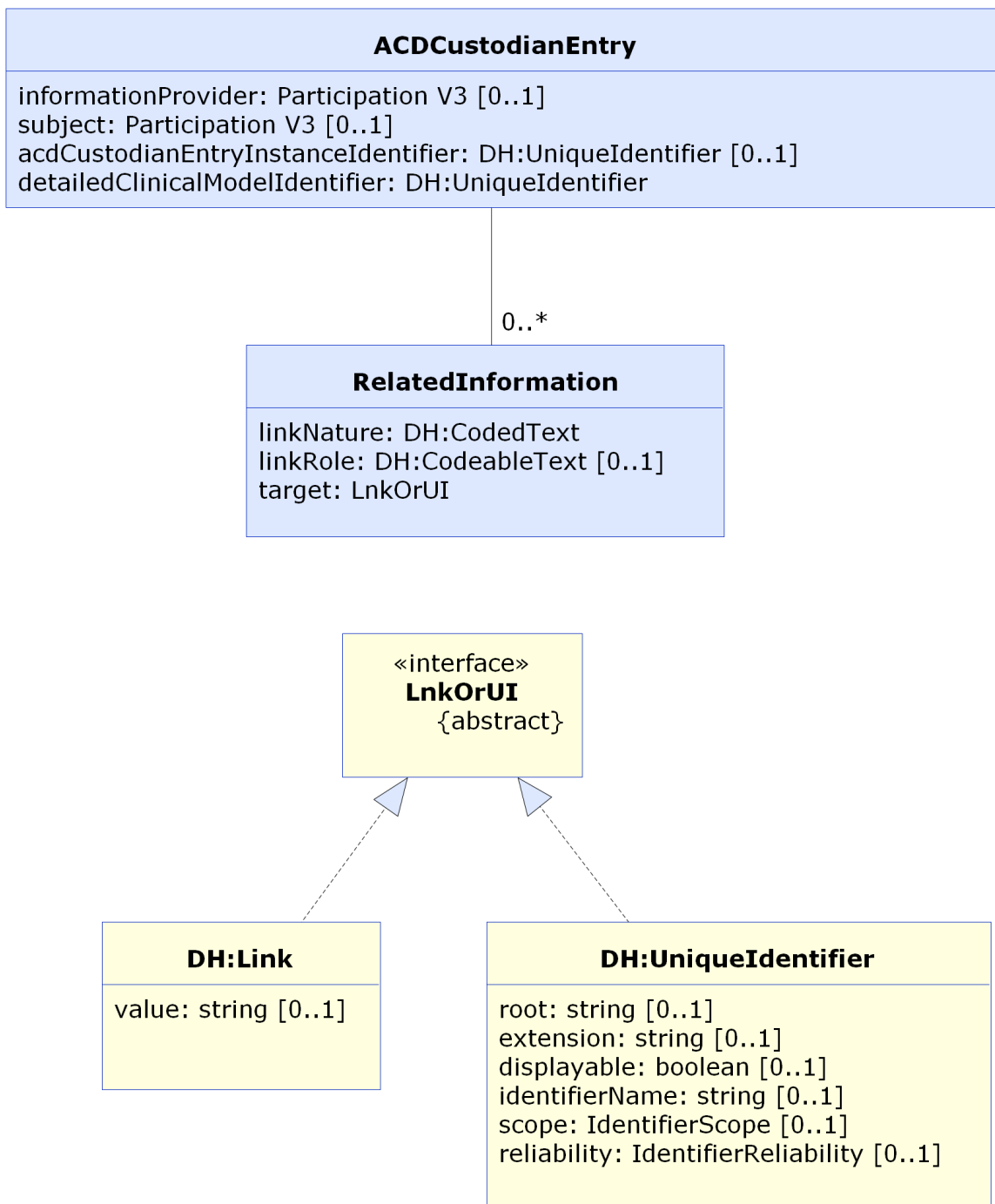


Figure 2.1. ACD Custodian Entry data hierarchy

2.3 ACD CUSTODIAN ENTRY

Identification

Label	ACD CUSTODIAN ENTRY
Metadata Type	Data Group
Identifier	DG-16690
OID	1.2.36.1.2001.1001.101.102.16690

Definition

Definition	Details pertaining to the custodian of the individual's advance care directive.
Definition Source	Australian Digital Health Agency
Synonymous Names	

Data Hierarchy



Note

Items below whose text is lighter (mid-blue and mid-grey) are technical identifiers whose purpose is to facilitate interoperability, sharing of data and secondary use. Typically, such identifiers will be generated internally by systems and not displayed to users since they rarely have clinical significance.

		ACD CUSTODIAN ENTRY	
		INFORMATION PROVIDER	0..1
		SUBJECT	0..1
		ACD Custodian Entry Instance Identifier	0..1
		RELATED INFORMATION	0..*
		Link Nature	1..1
		Link Role	0..1
		Target	1..1
		Detailed Clinical Model Identifier	1..1

2.4 INFORMATION PROVIDER

Identification

Label	INFORMATION PROVIDER
Metadata Type	Data Group
Identifier	DG-10296
OID	1.2.36.1.2001.1001.101.102.10296

Definition


Definition	Details pertinent to the identification of the source of the information about the custodian of the advance care directive.
Definition Source	Australian Digital Health Agency
Synonymous Names	
Notes	<p>This does not have to be a person and, in particular, does not have to be a healthcare provider. Types of sources include:</p> <ul style="list-style-type: none"> • the subject of care; • a subject of care agent, e.g. parent, guardian; • the clinician; and • a device or software.

Usage

Conditions of Use	<p>This SHALL NOT be used unless the provider of the information is not the <i>Composer/Author</i> of the enclosing Structured Document.</p> <p>This is a reuse of the <i>PARTICIPATION</i> data group, which is described in Participation Data Specification [NEHT2011v].</p> <p>The following constraints are additional to those specified in Participation Data Specification [NEHT2011v]. Constraints are explained in Appendix B, Specification Guide for Use.</p> <ul style="list-style-type: none"> • Participation Type SHALL have an implementation-specific fixed value equivalent to "Information Provider". • PERSON OR ORGANISATION OR DEVICE SHALL be instantiated as a PERSON or as a DEVICE.
Conditions of Use Source	Australian Digital Health Agency

Relationships

Parents

Data Type	Name	Occurrences (child within parent)
	ACD CUSTODIAN ENTRY	0..1

2.5 SUBJECT

Identification

Label	SUBJECT
Metadata Type	Data Group
Identifier	DG-10296
OID	1.2.36.1.2001.1001.101.102.10296

Definition


Definition	Person or organisation legally responsible for an individual's advance care directive.
Definition Source	Australian Digital Health Agency
Synonymous Names	Subject of the ACD

Usage

Conditions of Use	<p>This is a reuse of the <i>PARTICIPATION</i> data group, which is described in Participation Data Specification [NEHT2011v].</p> <p>The following constraints are additional to those specified in Participation Data Specification [NEHT2011v]. Constraints are explained in Appendix B, Specification Guide for Use.</p> <p>Additional obligation and occurrence constraints:</p> <ul style="list-style-type: none"> • LOCATION OF PARTICIPATION is PROHIBITED. • ADDRESS is ESSENTIAL. • ELECTRONIC COMMUNICATION DETAIL is ESSENTIAL. • DEMOGRAPHIC DATA is PROHIBITED. • ENTITLEMENT is PROHIBITED. • Qualifications is PROHIBITED. <p>Other additional constraints:</p> <ul style="list-style-type: none"> • Participation Type SHALL have an implementation-specific value of equivalent to "ACD Custodian". • Role SHOULD have a value chosen from 1220.0 - ANZSCO - Australian and New Zealand Standard Classification of Occupations, First Edition, Revision 1 [ABS2009]. However, if a suitable value in this set cannot be found, then any code set that is both registered with HL7 and is publicly available MAY be used. • PERSON OR ORGANISATION OR DEVICE SHALL NOT be instantiated as a DEVICE.
Conditions of Use Source	Australian Digital Health Agency

Relationships

Parents

Data Type	Name	Occurrences (child within parent)
	ACD CUSTODIAN ENTRY	0..1

2.6 ACD Custodian Entry Instance Identifier

Identification

Label	ACD Custodian Entry Instance Identifier
Metadata Type	Data Element
Identifier	DE-16691
OID	1.2.36.1.2001.1001.101.103.16691

Definition


Definition	A globally unique object identifier for each <i>ACD Custodian Entry</i> administration entry.
Definition Source	Australian Digital Health Agency
Synonymous Names	
Context	A document can have multiple instances as it passes through its life cycle of creation, revisions before it is first sent, and revised versions after it is first sent. The value of this data element enables systems to identify all instances of a document uniquely, thus enabling efficient storage, query and audit trail of information about a subject of care.
Context Source	Australian Digital Health Agency
Notes	This data element is intended for machine or system use only and hence need not be displayed on documents.
Data Type	UniquelIdentifier

Usage

Examples	Please see Appendix B, Specification Guide for Use for examples and usage information for UniquelIdentifier .
-----------------	---

Relationships

Parents

Data Type	Name	Occurrences (child within parent)
	ACD CUSTODIAN ENTRY	0..1

2.7 RELATED INFORMATION

Identification


Label	RELATED INFORMATION
Metadata Type	Data Group
Identifier	DG-16692
OID	1.2.36.1.2001.1001.101.102.16692

Definition


Definition	Information held elsewhere that is relevant to this instance of a data component.
Definition Source	Australian Digital Health Agency
Synonymous Names	
Notes	<p>Items of related information include, but are not limited to, documents, parts of documents, images and web pages.</p> <p>“Elsewhere” includes elsewhere in the same document.</p> <p>1:1 and 1:N relationships between instances of DCMs can be expressed by using one, or more than one, respectively, links. Chains of links can be used to see problem threads or other logical groupings of items.</p> <p>Links are only to be used between instances of DCMs or documents, i.e. between objects representing complete domain concepts. This is because relationships between sub-elements of whole concepts are not necessarily meaningful and may be confusing.</p> <p>When the item of related information is a complete document (including images) or a web page (or part thereof) an appropriate specialisation of the <i>Related Information</i> data group should be used.</p> <p>The document or other data component instance containing the <i>Related Information</i> data group is called the <i>source</i>. The related information is called the <i>target</i>.</p>



Relationships

Parents

Data Type	Name	Occurrences (child within parent)
	ACD CUSTODIAN ENTRY	0..*

Children

Data Type	Name	Occurrences
	Link Nature	1..1

Data Type	Name	Occurrences
	Link Role	0..1
	Target	1..1

2.8 Link Nature

Identification

Label	Link Nature
Metadata Type	Data Element
Identifier	DE-16698
OID	1.2.36.1.2001.1001.101.103.16698

Definition


Definition	The general semantic category of the relationship between this instance of this detailed clinical model (DCM), i.e. the source, and the target DCM instance or target document.
Definition Source	Australian Digital Health Agency
Synonymous Names	
Notes	This is one of two attributes that together communicate the semantics of the relationship between the source and target DCMs or document. This attribute is intended to be a coarse-grained category that can be used to enable interoperability between sender and receiver.
Data Type	CodedText
Value Domain	Link Nature Values

Usage

Examples	<ol style="list-style-type: none"> 1) is related to 2) is confirmed by or authorised by 3) is related to the same problem or health issue
-----------------	--

Relationships

Parents

Data Type	Name	Occurrences (child within parent)
	RELATED INFORMATION	1..1

2.9 Link Nature Values

Identification

Label	Link Nature Values
Metadata Type	Value Domain
Identifier	VD-16698
OID	1.2.36.1.2001.1001.101.104.16698
External Identifier	LINK_NATURE

Definition

Definition	Set of values for the general semantic category of the relationship between this instance of this DCM, i.e. the source, and the target DCM instance or target document.
Definition Source	Australian Digital Health Agency

Value Domain


Source	ISO 13606-3:2009	
Permissible Values	The permissible values are those specified in Termlist LINK_NATURE in ISO 13606-3:2009 Health informatics - Electronic health record communication - Part 3: Reference archetypes and term lists [ISO2009a] . They are listed here.	
	LINK-A0, is related to	A generic category for any Link, the details of which will be given by the value of Link Role.
	LINK-B0, is confirmed by or authorised by	The target link contains [an instance of a DCM or document] that acts as the legal or clinical basis for the activity documented in the source [DCM instance], or is a declaration of intent to provide (or not to provide) requested care. This Link is to be used to connect two [DCM instances or DCM and document], as opposed to the inclusion of a corroborating or authorising participant as an identified party within a single [DCM instance or document].
	LINK-C0, is related to the same problem or health issue	The target [instance of a DCM or document] documents health or health care that pertains to the same clinical situation as the source [DCM instance]. One of the two might be defining a problem for which the other is a manifestation, or the relationship might for example be cause and effect, stages in an evolving clinical history, a different interpretation of an observation, a clinical indication or contraindication.
	LINK-D0, is related to the same care plan, act or episode	The source and the target [instances of DCM or documents] are each documenting parts of the same care plan, act or episode. One of the two might be defining the same care plan, act or episode, or both might be related milestones.

LINK-E0, is a related documentation

The target [instance of a DCM or document] is an alternative documentary form of the source [DCM instance], such as re-expression of the same clinical information or additional supplementary explanatory information.

Relationships

Parents

Data Type	Name	Occurrences (child within parent)
	Link Nature	1..1

2.10 Link Role

Identification

Label	Link Role
Metadata Type	Data Element
Identifier	DE-16699
OID	1.2.36.1.2001.1001.101.103.16699

Definition


Definition	The detailed semantic description of the relationship between this instance of this DCM (i.e. the source), and the target DCM instance or target document.
Definition Source	Australian Digital Health Agency
Synonymous Names	
Notes	<p>This is one of two attributes that together communicate the semantics of the relationship between the source and target DCMs. This attribute provides for a specific description of the actual role played by the target in relation to the source.</p> <p>This attribute may be populated from any suitable terminology, and therefore might support human readership better than interoperable automated processing.</p>
Data Type	CodeableText
Value Domain	Link Role Values

Usage

Examples	<ol style="list-style-type: none"> 1) unspecified link 2) suggests 3) endorses 4) evidence for 5) outcome 6) is documented by 7) excerpts
-----------------	--

Relationships

Parents

Data Type	Name	Occurrences (child within parent)
	RELATED INFORMATION	0..1

2.11 Link Role Values

Identification

Label	Link Role Values
Metadata Type	Value Domain
Identifier	VD-16699
OID	1.2.36.1.2001.1001.101.104.16699
External Identifier	LINK_ROLE

Definition

Definition	Set of values for the detailed semantic description of the relationship between this instance of this DCM, i.e. the source, and the target DCM instance or target document.
Definition Source	Australian Digital Health Agency
Context	These values are used within the context of the value of the <i>Link Nature</i> data element. They provide greater specificity and may be selected more for human readership than for interoperable automated processing.
Context Source	Australian Digital Health Agency

Value Domain

Source	ISO 13606-3:2009										
Permissible Values	<p>Values SHOULD be from Termlist LINK_ROLE in ISO 13606-3:2009 [ISO2009a].</p> <p>Values MAY be from any suitable terminology.</p> <p>Some values from Termlist LINK_ROLE in ISO 13606-3:2009 Health informatics - Electronic health record communication - Part 3: Reference archetypes and term lists [ISO2009a] are:</p> <table border="1"> <tr> <td>LINK-A1, unspecified link</td> <td>The term is used when no semantic information is available for this Link in the EHR system from which the EXTRACT has been created.</td> </tr> <tr> <td>LINK-A2, suggests</td> <td>The interpretation expressed in the target component is a possible cause or outcome of the findings documented in the source component.</td> </tr> <tr> <td>LINK-B1, endorses</td> <td>The interpretation expressed in the source component provides confirmatory evidence or a confirmatory opinion of the interpretation expressed in the target component.</td> </tr> <tr> <td>LINK-C3, evidence for</td> <td>The observation or interpretation documented in the source component provides confirmatory evidence of the interpretation expressed in the target component.</td> </tr> <tr> <td>LINK-D1, outcome</td> <td>The clinical situation documented in the target component is the direct outcome of the situation documented in the source component.</td> </tr> </table>	LINK-A1, unspecified link	The term is used when no semantic information is available for this Link in the EHR system from which the EXTRACT has been created.	LINK-A2, suggests	The interpretation expressed in the target component is a possible cause or outcome of the findings documented in the source component.	LINK-B1, endorses	The interpretation expressed in the source component provides confirmatory evidence or a confirmatory opinion of the interpretation expressed in the target component.	LINK-C3, evidence for	The observation or interpretation documented in the source component provides confirmatory evidence of the interpretation expressed in the target component.	LINK-D1, outcome	The clinical situation documented in the target component is the direct outcome of the situation documented in the source component.
LINK-A1, unspecified link	The term is used when no semantic information is available for this Link in the EHR system from which the EXTRACT has been created.										
LINK-A2, suggests	The interpretation expressed in the target component is a possible cause or outcome of the findings documented in the source component.										
LINK-B1, endorses	The interpretation expressed in the source component provides confirmatory evidence or a confirmatory opinion of the interpretation expressed in the target component.										
LINK-C3, evidence for	The observation or interpretation documented in the source component provides confirmatory evidence of the interpretation expressed in the target component.										
LINK-D1, outcome	The clinical situation documented in the target component is the direct outcome of the situation documented in the source component.										


	LINK-E1, documented by	A clinical situation documented in the source component is more formally documented in the target component.
	LINK-E4, excerpts	The source component is an extract (copy) of part or all of the information contained within the target component.

Usage

Conditions of Use	Each of the link terms in LINK_ROLE from ISO 13606-3:2009 is a subcategory of a corresponding term in <i>Link Nature Values</i> , where that correspondence is indicated by the first letter after the code string “LINK-”. For example the term LINK-A1 is a subcategory of term LINK-A0. If a term in this list is used for the <i>Link Role</i> data element, the appropriate corresponding value SHALL be used from <i>Link Nature Values</i> .
Conditions of Use Source	ISO 13606-3:2009

Relationships

Parents

Data Type	Name	Occurrences (child within parent)
	Link Role	1..1

2.12 Target

Identification

Label	Target
Metadata Type	Data Element
Identifier	DE-16700
OID	1.2.36.1.2001.1001.101.103.16700

Definition


Definition	The “linked to” or identified information.
Definition Source	Australian Digital Health Agency
Synonymous Names	
Data Type	Link UniquelIdentifier

Usage

Examples	Please see Appendix B, Specification Guide for Use for examples and usage information for Link , and UniquelIdentifier .
-----------------	--

Relationships

Parents

Data Type	Name	Occurrences (child within parent)
	RELATED INFORMATION	1..1

2.13 Detailed Clinical Model Identifier

Identification

Label	Detailed Clinical Model Identifier
Metadata Type	Data Element
Identifier	DE-16693
OID	1.2.36.1.2001.1001.101.103.16693

Definition


Definition	The Agency OID for the concept represented by this Detailed Clinical Model.
Definition Source	Australian Digital Health Agency
Synonymous Names	
Notes	This data element is intended for machine or system use only and hence need not be displayed on documents.
Data Type	UniquelIdentifier

Usage

Conditions of Use	The value of this item is fixed and SHALL be the default value.
Conditions of Use Source	Australian Digital Health Agency
Examples	Please see Appendix B, Specification Guide for Use for examples and usage information for UniquelIdentifier .
Default Value	1.2.36.1.2001.1001.101.102.16690

Relationships

Parents

Data Type	Name	Occurrences (child within parent)
	ACD CUSTODIAN ENTRY	1..1

3 Australian Organ Donor Register Entry Detailed Clinical Model

This chapter describes version 1.1 of the *Australian Organ Donor Register Entry* Detailed Clinical Model.

3.1 Purpose

To record within the Australian Organ Donor Register (AODR) information about an individual's organ and tissue donation decisions.

3.2 Use

Use to record or update information in the AODR about an individual's organ or tissue donation decisions.

3.3 UML Class Diagram

The following figure represents the data hierarchy using a UML 2.0 class diagram. The diagram displays data groups and data elements, together with their names, data types and multiplicities. Data elements are displayed as attributes; data groups are displayed as classes; their label names are represented as association role names. Association role names are only displayed if they differ from the associated class name. When a data element has a choice of data types, the data type of the attribute that represents it is an abstract interface class generalised from the individual data types. The diagram shows the data hierarchy excluding the details of participation. The default multiplicity is 1..1.

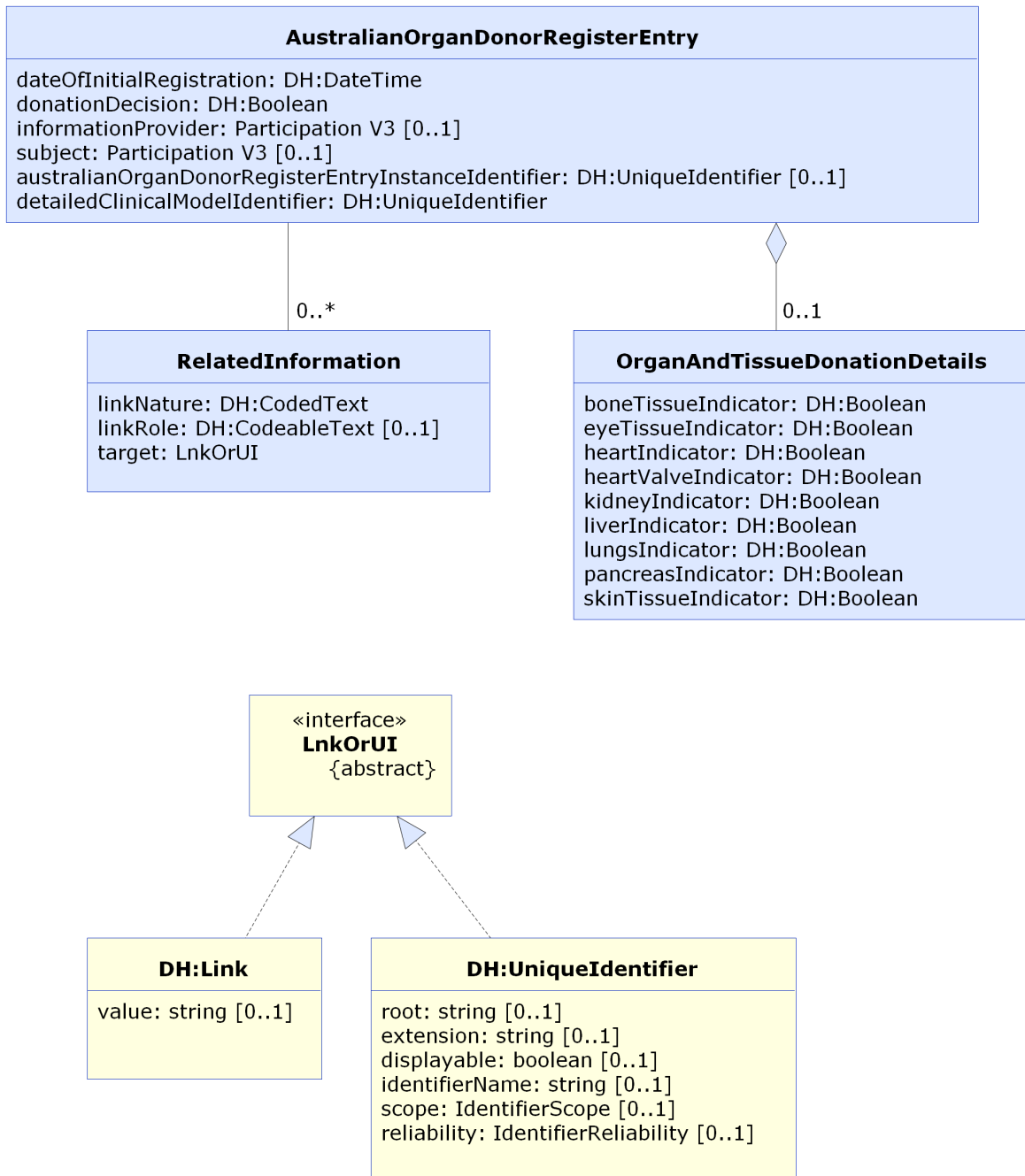


Figure 3.1. Australian Organ Donor Register data hierarchy

3.4 AUSTRALIAN ORGAN DONOR REGISTER ENTRY

Identification

Label	AUSTRALIAN ORGAN DONOR REGISTER ENTRY
Metadata Type	Data Group
Identifier	DG-16652
OID	1.2.36.1.2001.1001.101.102.16652

Definition








Definition	Information about an individual's organ and tissue donation decisions, for use within the Australian Organ Donor Register (AODR).
Definition Source	Australian Digital Health Agency
Synonymous Names	













Data Hierarchy



Note

Items below whose text is lighter (mid-blue and mid-grey) are technical identifiers whose purpose is to facilitate interoperability, sharing of data and secondary use. Typically, such identifiers will be generated internally by systems and not displayed to users since they rarely have clinical significance.

 AUSTRALIAN ORGAN DONOR REGISTER ENTRY			
		Date of Initial Registration	1..1
		Donation Decision	1..1
		ORGAN AND TISSUE DONATION DETAILS	0..1
		Bone Tissue Indicator	1..1
		Eye Tissue Indicator	1..1
		Heart Indicator	1..1
		Heart Valve Indicator	1..1
		Kidney Indicator	1..1
		Liver Indicator	1..1

		Lungs Indicator	1..1
		Pancreas Indicator	1..1
		Skin Tissue Indicator	1..1
		INFORMATION PROVIDER	0..1
		SUBJECT	0..1
		Australian Organ Donor Register Entry Instance Identifier	0..1
		RELATED INFORMATION	0..*
		Link Nature	1..1
		Link Role	0..1
	 	Target	1..1
		Detailed Clinical Model Identifier	1..1

3.5 Date of Initial Registration

Identification

Label	Date of Initial Registration
Metadata Type	Data Element
Identifier	DE-16655
OID	1.2.36.1.2001.1001.101.103.16655

Definition


Definition	The date that the individual first registered their organ or tissue donation decision in the Australian Organ Donation Register.
Definition Source	Australian Digital Health Agency
Synonymous Names	
Data Type	DateTime

Usage

Examples	Please see DateTime in Appendix B, Specification Guide for Use for examples and usage information on specifying a date or time (or both).
-----------------	---

Relationships

Parents

Data Type	Name	Occurrences (child within parent)
	AUSTRALIAN ORGAN DONOR REGISTER ENTRY	1..1

3.6 Donation Decision

Identification

Label	Donation Decision
Metadata Type	Data Element
Identifier	DE-16657
OID	1.2.36.1.2001.1001.101.103.16657

Definition


Definition	The individual's decision about donation.
Definition Source	Australian Digital Health Agency
Synonymous Names	
Notes	This is set to true if the individual wishes to register a decision to donate suitable organs and tissue for transplantation. It is set to false if the individual wishes to register a decision to not donate any organs or tissue for transplantation.
Data Type	Boolean

Usage

Conditions of Use	If the value of this data element is "true", then the <i>ORGAN AND TISSUE DONATION DETAILS</i> data group SHALL be present. If the value is "false", then the <i>ORGAN AND TISSUE DONATION DETAILS</i> data group SHALL NOT be present.
Conditions of Use Source	Australian Digital Health Agency
Examples	Please see Appendix B, Specification Guide for Use for examples and usage information for Boolean .

Relationships

Parents

Data Type	Name	Occurrences (child within parent)
	AUSTRALIAN ORGAN DONOR REGISTER ENTRY	1..1

3.7 ORGAN AND TISSUE DONATION DETAILS

Identification


Label	ORGAN AND TISSUE DONATION DETAILS
Metadata Type	Data Group
Identifier	DG-16660
OID	1.2.36.1.2001.1001.101.102.16660

Definition









Definition	A list of organs and/or tissues for transplantation that the individual has consented to donate.
Definition Source	Australian Digital Health Agency
Synonymous Names	


Relationships

Parents

Data Type	Name	Occurrences (child within parent)
	AUSTRALIAN ORGAN DONOR REGISTER ENTRY	0..1

Children

Data Type	Name	Occurrences
	Bone Tissue Indicator	1..1
	Eye Tissue Indicator	1..1
	Heart Indicator	1..1
	Heart Valve Indicator	1..1
	Kidney Indicator	1..1
	Liver Indicator	1..1
	Lungs Indicator	1..1
	Pancreas Indicator	1..1

Data Type	Name	Occurrences
	Skin Tissue Indicator	1..1

3.8 Bone Tissue Indicator

Identification

Label	Bone Tissue Indicator
Metadata Type	Data Element
Identifier	DE-16661
OID	1.2.36.1.2001.1001.101.103.16661

Definition


Definition	Whether or not the individual has decided to be a bone tissue donor.
Definition Source	Australian Digital Health Agency
Synonymous Names	
Data Type	Boolean

Usage

Examples	Please see Appendix B, Specification Guide for Use for examples and usage information for Boolean .
-----------------	---

Relationships

Parents

Data Type	Name	Occurrences (child within parent)
	ORGAN AND TISSUE DONATION DETAILS	1..1

3.9 Eye Tissue Indicator

Identification

Label	Eye Tissue Indicator
Metadata Type	Data Element
Identifier	DE-16662
OID	1.2.36.1.2001.1001.101.103.16662

Definition


Definition	Whether or not the individual has decided to be an eye tissue (cornea) donor.
Definition Source	Australian Digital Health Agency
Synonymous Names	
Data Type	Boolean

Usage

Examples	Please see Appendix B, Specification Guide for Use for examples and usage information for Boolean .
-----------------	---

Relationships

Parents

Data Type	Name	Occurrences (child within parent)
	ORGAN AND TISSUE DONATION DETAILS	1..1

3.10 Heart Indicator

Identification

Label	Heart Indicator
Metadata Type	Data Element
Identifier	DE-16663
OID	1.2.36.1.2001.1001.101.103.16663

Definition


Definition	Whether or not the individual has decided to be a heart organ donor.
Definition Source	Australian Digital Health Agency
Synonymous Names	
Data Type	Boolean

Usage

Examples	Please see Appendix B, Specification Guide for Use for examples and usage information for Boolean .
-----------------	---

Relationships

Parents

Data Type	Name	Occurrences (child within parent)
	ORGAN AND TISSUE DONATION DETAILS	1..1

3.11 Heart Valve Indicator

Identification

Label	Heart Valve Indicator
Metadata Type	Data Element
Identifier	DE-16664
OID	1.2.36.1.2001.1001.101.103.16664

Definition


Definition	Whether or not the individual has decided to be a heart valve donor.
Definition Source	Australian Digital Health Agency
Synonymous Names	
Data Type	Boolean

Usage

Examples	Please see Appendix B, Specification Guide for Use for examples and usage information for Boolean .
-----------------	---

Relationships

Parents

Data Type	Name	Occurrences (child within parent)
	ORGAN AND TISSUE DONATION DETAILS	1..1

3.12 Kidney Indicator

Identification

Label	Kidney Indicator
Metadata Type	Data Element
Identifier	DE-16665
OID	1.2.36.1.2001.1001.101.103.16665

Definition


Definition	Whether or not the individual has decided to be a kidney organ donor.
Definition Source	Australian Digital Health Agency
Synonymous Names	
Data Type	Boolean

Usage

Examples	Please see Appendix B, Specification Guide for Use for examples and usage information for Boolean .
-----------------	---

Relationships

Parents

Data Type	Name	Occurrences (child within parent)
	ORGAN AND TISSUE DONATION DETAILS	1..1

3.13 Liver Indicator

Identification

Label	Liver Indicator
Metadata Type	Data Element
Identifier	DE-16666
OID	1.2.36.1.2001.1001.101.103.16666

Definition


Definition	Whether or not the individual has decided to be a liver organ donor.
Definition Source	Australian Digital Health Agency
Synonymous Names	
Data Type	Boolean

Usage

Examples	Please see Appendix B, Specification Guide for Use for examples and usage information for Boolean .
-----------------	---

Relationships

Parents

Data Type	Name	Occurrences (child within parent)
	ORGAN AND TISSUE DONATION DETAILS	1..1

3.14 Lungs Indicator

Identification

Label	Lungs Indicator
Metadata Type	Data Element
Identifier	DE-16667
OID	1.2.36.1.2001.1001.101.103.16667

Definition


Definition	Whether or not the individual has decided to be a lung organ donor.
Definition Source	Australian Digital Health Agency
Synonymous Names	
Data Type	Boolean

Usage

Examples	Please see Appendix B, Specification Guide for Use for examples and usage information for Boolean .
-----------------	---

Relationships

Parents

Data Type	Name	Occurrences (child within parent)
	ORGAN AND TISSUE DONATION DETAILS	1..1

3.15 Pancreas Indicator

Identification

Label	Pancreas Indicator
Metadata Type	Data Element
Identifier	DE-16668
OID	1.2.36.1.2001.1001.101.103.16668

Definition


Definition	Whether or not the individual has decided to be a pancreas organ donor.
Definition Source	Australian Digital Health Agency
Synonymous Names	
Data Type	Boolean

Usage

Examples	Please see Appendix B, Specification Guide for Use for examples and usage information for Boolean .
-----------------	---

Relationships

Parents

Data Type	Name	Occurrences (child within parent)
	ORGAN AND TISSUE DONATION DETAILS	1..1

3.16 Skin Tissue Indicator

Identification

Label	Skin Tissue Indicator
Metadata Type	Data Element
Identifier	DE-16669
OID	1.2.36.1.2001.1001.101.103.16669

Definition


Definition	Whether or not the individual has decided to be a skin tissue donor.
Definition Source	Australian Digital Health Agency
Synonymous Names	
Data Type	Boolean

Usage

Examples	Please see Appendix B, Specification Guide for Use for examples and usage information for Boolean .
-----------------	---

Relationships

Parents

Data Type	Name	Occurrences (child within parent)
	ORGAN AND TISSUE DONATION DETAILS	1..1

3.17 INFORMATION PROVIDER

Identification

Label	INFORMATION PROVIDER
Metadata Type	Data Group
Identifier	DG-10296
OID	1.2.36.1.2001.1001.101.102.10296

Definition


Definition	Details pertinent to the identification of the source of the information about the individual's donation decisions within the Australian Organ Donor Register.
Definition Source	Australian Digital Health Agency
Synonymous Names	
Notes	<p>This does not have to be a person and, in particular, does not have to be a healthcare provider. Types of sources include:</p> <ul style="list-style-type: none"> • the subject of care; • a subject of care agent, e.g. parent, guardian; • the clinician; and • a device or software.

Usage

Conditions of Use	<p>This SHALL NOT be used unless the provider of the information is not the <i>Composer/Author</i> of the enclosing structured document.</p> <p>This is a reuse of the <i>PARTICIPATION</i> data group, which is described in Participation Data Specification [NEHT2011v].</p> <p>The following constraints are additional to those specified in Participation Data Specification [NEHT2011v]. Constraints are explained in Appendix B, Specification Guide for Use.</p> <ul style="list-style-type: none"> • Participation Type SHALL have an implementation-specific fixed value equivalent to "Information Provider". • PERSON OR ORGANISATION OR DEVICE SHALL be instantiated as a PERSON or as a DEVICE.
Conditions of Use Source	Australian Digital Health Agency

Relationships

Parents

Data Type	Name	Occurrences (child within parent)
	AUSTRALIAN ORGAN DONOR REGISTER ENTRY	0..1

3.18 SUBJECT

Identification

Label	SUBJECT
Metadata Type	Data Group
Identifier	DG-10296
OID	1.2.36.1.2001.1001.101.102.10296

Definition


Definition	The individual about whom the organ and tissue donation decision information is being recorded.
Definition Source	Australian Digital Health Agency
Synonymous Names	
Scope	Generally only used when the recorder needs to make it explicit. Otherwise, the subject of the enclosing structured document is assumed.
Scope Source	Australian Digital Health Agency

Usage

Conditions of Use	<p>This SHALL NOT be used unless the subject of the information is not the <i>Subject of Care</i> of the enclosing structured document.</p> <p>This is a reuse of the <i>PARTICIPATION</i> data group, which is described in Participation Data Specification [NEHT2011v].</p> <p>The following constraints are additional to those specified in Participation Data Specification [NEHT2011v]. Constraints are explained in Appendix B, Specification Guide for Use.</p> <ul style="list-style-type: none"> • Participation Type SHALL have an implementation-specific fixed value of equivalent to "Subject". • PERSON OR ORGANISATION OR DEVICE SHALL be instantiated as a PERSON.
Conditions of Use Source	Australian Digital Health Agency

Relationships

Parents

Data Type	Name	Occurrences (child within parent)
	AUSTRALIAN ORGAN DONOR REGISTER ENTRY	0..1

3.19 Australian Organ Donor Register Entry Instance Identifier

Identification

Label	Australian Organ Donor Register Entry Instance Identifier
Metadata Type	Data Element
Identifier	DE-16636
OID	1.2.36.1.2001.1001.101.103.16636

Definition


Definition	A globally unique identifier for each instance of an <i>Australian Organ Donor Register Entry</i> administration entry.
Definition Source	Australian Digital Health Agency
Synonymous Names	
Notes	This data element is intended for machine/system use only and hence need not be displayed on documents.
Data Type	UniquelIdentifier

Usage

Examples	Please see Appendix B, Specification Guide for Use for examples and usage information for UniquelIdentifier .
-----------------	---

Relationships

Parents

Data Type	Name	Occurrences (child within parent)
	AUSTRALIAN ORGAN DONOR REGISTER ENTRY	0..1

3.20 RELATED INFORMATION

Identification


Label	RELATED INFORMATION
Metadata Type	Data Group
Identifier	DG-16692
OID	1.2.36.1.2001.1001.101.102.16692

Definition


Definition	Information held elsewhere that is relevant to this instance of a data component.
Definition Source	Australian Digital Health Agency
Synonymous Names	
Notes	<p>Items of related information include, but are not limited to, documents, parts of documents, images and web pages.</p> <p>“Elsewhere” includes elsewhere in the same document.</p> <p>1:1 and 1:N relationships between instances of DCMs can be expressed by using one, or more than one, respectively, links. Chains of links can be used to see problem threads or other logical groupings of items.</p> <p>Links are only to be used between instances of DCMs or documents, i.e. between objects representing complete domain concepts. This is because relationships between sub-elements of whole concepts are not necessarily meaningful and may be confusing.</p> <p>When the item of related information is a complete document (including images) or a web page (or part thereof) an appropriate specialisation of the <i>Related Information</i> data group should be used.</p> <p>The document or other data component instance containing the <i>Related Information</i> data group is called the <i>source</i>. The related information is called the <i>target</i>.</p>



Relationships

Parents

Data Type	Name	Occurrences (child within parent)
	AUSTRALIAN ORGAN DONOR REGISTER ENTRY	0..*

Children

Data Type	Name	Occurrences
	Link Nature	1..1

Data Type	Name	Occurrences
	Link Role	0..1
	Target	1..1

3.21 Link Nature

Identification

Label	Link Nature
Metadata Type	Data Element
Identifier	DE-16698
OID	1.2.36.1.2001.1001.101.103.16698

Definition


Definition	The general semantic category of the relationship between this instance of this detailed clinical model (DCM), i.e. the source, and the target DCM instance or target document.
Definition Source	Australian Digital Health Agency
Synonymous Names	
Notes	This is one of two attributes that together communicate the semantics of the relationship between the source and target DCMs or document. This attribute is intended to be a coarse-grained category that can be used to enable interoperability between sender and receiver.
Data Type	CodedText
Value Domain	Link Nature Values

Usage

Examples	<ol style="list-style-type: none"> 1) is related to 2) is confirmed by or authorised by 3) is related to the same problem or health issue
-----------------	--

Relationships

Parents

Data Type	Name	Occurrences (child within parent)
	RELATED INFORMATION	1..1

3.22 Link Nature Values

Identification

Label	Link Nature Values
Metadata Type	Value Domain
Identifier	VD-16698
OID	1.2.36.1.2001.1001.101.104.16698
External Identifier	LINK_NATURE

Definition

Definition	Set of values for the general semantic category of the relationship between this instance of this DCM, i.e. the source, and the target DCM instance or target document.
Definition Source	Australian Digital Health Agency


Value Domain

Source	ISO 13606-3:2009	
Permissible Values	The permissible values are those specified in Termlist LINK_NATURE in ISO 13606-3:2009 Health informatics - Electronic health record communication - Part 3: Reference archetypes and term lists [ISO2009a] . They are listed here.	
	LINK-A0, is related to	A generic category for any Link, the details of which will be given by the value of Link Role.
	LINK-B0, is confirmed by or authorised by	The target link contains [an instance of a DCM or document] that acts as the legal or clinical basis for the activity documented in the source [DCM instance], or is a declaration of intent to provide (or not to provide) requested care. This Link is to be used to connect two [DCM instances or DCM and document], as opposed to the inclusion of a corroborating or authorising participant as an identified party within a single [DCM instance or document].
	LINK-C0, is related to the same problem or health issue	The target [instance of a DCM or document] documents health or health care that pertains to the same clinical situation as the source [DCM instance]. One of the two might be defining a problem for which the other is a manifestation, or the relationship might for example be cause and effect, stages in an evolving clinical history, a different interpretation of an observation, a clinical indication or contraindication.
	LINK-D0, is related to the same care plan, act or episode	The source and the target [instances of DCM or documents] are each documenting parts of the same care plan, act or episode. One of the two might be defining the same care plan, act or episode, or both might be related milestones.

	LINK-E0, is a related documentation	The target [instance of a DCM or document] is an alternative documentary form of the source [DCM instance], such as re-expression of the same clinical information or additional supplementary explanatory information.
--	-------------------------------------	---

Relationships

Parents

Data Type	Name	Occurrences (child within parent)
	Link Nature	1..1

3.23 Link Role

Identification

Label	Link Role
Metadata Type	Data Element
Identifier	DE-16699
OID	1.2.36.1.2001.1001.101.103.16699

Definition


Definition	The detailed semantic description of the relationship between this instance of this DCM (i.e. the source), and the target DCM instance or target document.
Definition Source	Australian Digital Health Agency
Synonymous Names	
Notes	<p>This is one of two attributes that together communicate the semantics of the relationship between the source and target DCMs. This attribute provides for a specific description of the actual role played by the target in relation to the source.</p> <p>This attribute may be populated from any suitable terminology, and therefore might support human readership better than interoperable automated processing.</p>
Data Type	CodeableText
Value Domain	Link Role Values

Usage

Examples	<ol style="list-style-type: none"> 1) unspecified link 2) suggests 3) endorses 4) evidence for 5) outcome 6) is documented by 7) excerpts
-----------------	--

Relationships

Parents

Data Type	Name	Occurrences (child within parent)
	RELATED INFORMATION	0..1

3.24 Link Role Values

Identification

Label	Link Role Values
Metadata Type	Value Domain
Identifier	VD-16699
OID	1.2.36.1.2001.1001.101.104.16699
External Identifier	LINK_ROLE

Definition

Definition	Set of values for the detailed semantic description of the relationship between this instance of this DCM, i.e. the source, and the target DCM instance or target document.
Definition Source	Australian Digital Health Agency
Context	These values are used within the context of the value of the <i>Link Nature</i> data element. They provide greater specificity and may be selected more for human readership than for interoperable automated processing.
Context Source	Australian Digital Health Agency

Value Domain

Source	ISO 13606-3:2009										
Permissible Values	<p>Values SHOULD be from Termlist LINK_ROLE in ISO 13606-3:2009 [ISO2009a].</p> <p>Values MAY be from any suitable terminology.</p> <p>Some values from Termlist LINK_ROLE in ISO 13606-3:2009 Health informatics - Electronic health record communication - Part 3: Reference archetypes and term lists [ISO2009a] are:</p> <table border="1"> <tr> <td>LINK-A1, unspecified link</td> <td>The term is used when no semantic information is available for this Link in the EHR system from which the EXTRACT has been created.</td> </tr> <tr> <td>LINK-A2, suggests</td> <td>The interpretation expressed in the target component is a possible cause or outcome of the findings documented in the source component.</td> </tr> <tr> <td>LINK-B1, endorses</td> <td>The interpretation expressed in the source component provides confirmatory evidence or a confirmatory opinion of the interpretation expressed in the target component.</td> </tr> <tr> <td>LINK-C3, evidence for</td> <td>The observation or interpretation documented in the source component provides confirmatory evidence of the interpretation expressed in the target component.</td> </tr> <tr> <td>LINK-D1, outcome</td> <td>The clinical situation documented in the target component is the direct outcome of the situation documented in the source component.</td> </tr> </table>	LINK-A1, unspecified link	The term is used when no semantic information is available for this Link in the EHR system from which the EXTRACT has been created.	LINK-A2, suggests	The interpretation expressed in the target component is a possible cause or outcome of the findings documented in the source component.	LINK-B1, endorses	The interpretation expressed in the source component provides confirmatory evidence or a confirmatory opinion of the interpretation expressed in the target component.	LINK-C3, evidence for	The observation or interpretation documented in the source component provides confirmatory evidence of the interpretation expressed in the target component.	LINK-D1, outcome	The clinical situation documented in the target component is the direct outcome of the situation documented in the source component.
LINK-A1, unspecified link	The term is used when no semantic information is available for this Link in the EHR system from which the EXTRACT has been created.										
LINK-A2, suggests	The interpretation expressed in the target component is a possible cause or outcome of the findings documented in the source component.										
LINK-B1, endorses	The interpretation expressed in the source component provides confirmatory evidence or a confirmatory opinion of the interpretation expressed in the target component.										
LINK-C3, evidence for	The observation or interpretation documented in the source component provides confirmatory evidence of the interpretation expressed in the target component.										
LINK-D1, outcome	The clinical situation documented in the target component is the direct outcome of the situation documented in the source component.										


	LINK-E1, documented by	A clinical situation documented in the source component is more formally documented in the target component.
	LINK-E4, excerpts	The source component is an extract (copy) of part or all of the information contained within the target component.

Usage

Conditions of Use	Each of the link terms in LINK_ROLE from ISO 13606-3:2009 is a subcategory of a corresponding term in <i>Link Nature Values</i> , where that correspondence is indicated by the first letter after the code string “LINK-”. For example the term LINK-A1 is a subcategory of term LINK-A0. If a term in this list is used for the <i>Link Role</i> data element, the appropriate corresponding value SHALL be used from <i>Link Nature Values</i> .
Conditions of Use Source	ISO 13606-3:2009

Relationships

Parents

Data Type	Name	Occurrences (child within parent)
	Link Role	1..1

3.25 Target

Identification

Label	Target
Metadata Type	Data Element
Identifier	DE-16700
OID	1.2.36.1.2001.1001.101.103.16700

Definition


Definition	The “linked to” or identified information.
Definition Source	Australian Digital Health Agency
Synonymous Names	
Data Type	Link UniquelIdentifier

Usage

Examples	Please see Appendix B, Specification Guide for Use for examples and usage information for Link , and UniquelIdentifier .
-----------------	--

Relationships

Parents

Data Type	Name	Occurrences (child within parent)
	RELATED INFORMATION	1..1

3.26 Detailed Clinical Model Identifier

Identification

Label	Detailed Clinical Model Identifier
Metadata Type	Data Element
Identifier	DE-16693
OID	1.2.36.1.2001.1001.101.103.16693

Definition


Definition	The Agency OID for the concept represented by this Detailed Clinical Model.
Definition Source	Australian Digital Health Agency
Synonymous Names	
Notes	This data element is intended for machine or system use only and hence need not be displayed on documents.
Data Type	UniquelIdentifier

Usage

Conditions of Use	The value of this item is fixed and SHALL be the default value.
Conditions of Use Source	Australian Digital Health Agency
Examples	Please see Appendix B, Specification Guide for Use for examples and usage information for UniquelIdentifier .
Default Value	1.2.36.1.2001.1001.101.102.16652

Relationships

Parents

Data Type	Name	Occurrences (child within parent)
	AUSTRALIAN ORGAN DONOR REGISTER ENTRY	1..1

This page is intentionally left blank.

4 Medicare/DVA Funded Service Detailed Clinical Model

This chapter describes version 1.1 of the *Medicare/DVA Funded Service* Detailed Clinical Model.

4.1 Purpose

To record information about Medicare and the Department of Veterans' Affairs (DVA) funded services provided to an individual.

4.2 Use

Use to display or share, in the My Health Record system and related applications, information about Medicare and DVA funded services that have been provided to an individual.

4.3 UML Class Diagram

The following figure represents the data hierarchy using a UML 2.0 class diagram. The diagram displays data groups and data elements, together with their names, data types and multiplicities. Data elements are displayed as attributes; data groups are displayed as classes; their label names are represented as association role names. Association role names are only displayed if they differ from the associated class name. When a data element has a choice of data types, the data type of the attribute that represents it is an abstract interface class generalised from the individual data types. The diagram shows the data hierarchy excluding the details of participation. The default multiplicity is 1..1.

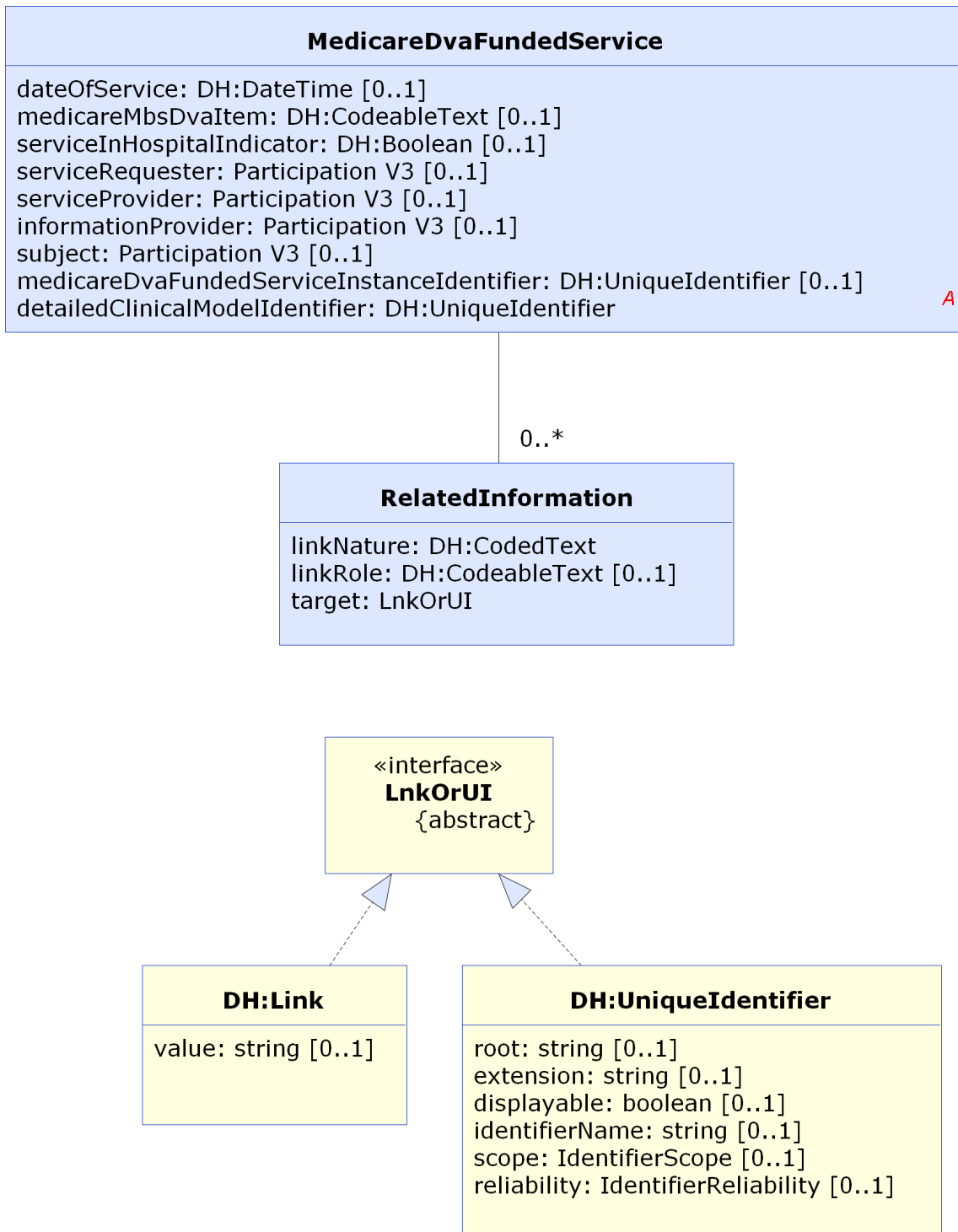


Figure 4.1. Medicare DVA Funded Services data hierarchy

4.4 MEDICARE/DVA FUNDED SERVICE

Identification

Label	MEDICARE/DVA FUNDED SERVICE
Metadata Type	Data Group
Identifier	DG-16639
OID	1.2.36.1.2001.1001.101.102.16639

Definition











Definition	Information about healthcare services provided to an individual that were partially or fully funded by Medicare or the Department of Veterans' Affairs.
Definition Source	Australian Digital Health Agency
Synonymous Names	
Notes	This is the service for which funding was claimed and not necessarily the actual service that was supplied.






Data Hierarchy



Note

Items below whose text is lighter (mid-blue and mid-grey) are technical identifiers whose purpose is to facilitate interoperability, sharing of data and secondary use. Typically, such identifiers will be generated internally by systems and not displayed to users since they rarely have clinical significance.

 MEDICARE/DVA FUNDED SERVICE			
		Date of Service	0..1
		Medicare MBS/DVA Item	0..1
		Service in Hospital Indicator	0..1
		SERVICE REQUESTER	0..1
		SERVICE PROVIDER	0..1
		INFORMATION PROVIDER	0..1
		SUBJECT	0..1
		Medicare/DVA Funded Service Instance Identifier	0..1
		RELATED INFORMATION	0..*

			Link Nature	1..1
			Link Role	0..1
		 	Target	1..1
			Detailed Clinical Model Identifier	1..1

4.5 Date of Service

Identification

Label	Date of Service
Metadata Type	Data Element
Identifier	DE-16640
OID	1.2.36.1.2001.1001.101.103.16640

Definition


Definition	The recorded date the service was supplied.
Definition Source	Australian Digital Health Agency
Synonymous Names	
Data Type	DateTime

Usage

Examples	Please see DateTime in Appendix B, Specification Guide for Use for examples and usage information on specifying a date or time (or both).
-----------------	---

Relationships

Parents

Data Type	Name	Occurrences (child within parent)
	MEDICARE/DVA FUNDED SERVICE	0..1

4.6 Medicare MBS/DVA Item

Identification

Label	Medicare MBS/DVA Item
Metadata Type	Data Element
Identifier	DE-16641
OID	1.2.36.1.2001.1001.101.103.16641

Definition


Definition	The Medicare Benefits Schedule (MBS) or the Department of Veterans' Affairs item number and a short description of the service provided.
Definition Source	Australian Digital Health Agency
Synonymous Names	
Notes	Please note that the item number and a short description of the service provided are both mapped to this element.
Data Type	CodeableText
Value Domain	Medicare MBS/DVA Item Values

Usage

Examples	Please see Appendix B, Specification Guide for Use for examples and usage information for CodeableText .
-----------------	--

Relationships

Parents

Data Type	Name	Occurrences (child within parent)
	MEDICARE/DVA FUNDED SERVICE	0..1

4.7 Medicare MBS/DVA Item Values

Identification

Label	Medicare MBS/DVA Item Values
Metadata Type	Value Domain
Identifier	VD-16641
OID	1.2.36.1.2001.1001.101.104.16641

Definition


Definition	A list of values that combine the item number and a short description of the service provided, under either the Medicare or the Department of Veterans' Affairs benefits schedule.
Definition Source	Australian Digital Health Agency
Notes	<p>Medicare Benefits Schedule data files are available from http://www.mbsonline.gov.au/internet/mbsonline/publishing.nsf/Content/downloads (accessed 5 November 2014).</p> <p>The Department of Veterans' Affairs values are derived from either the Dental and Allied Health Fee Schedules available from http://www.dva.gov.au/service_providers/Fee_schedules/Pages/Dental_and_Allied_Health.aspx (accessed 5 November 2014) or the DVA Medical Fee Schedule available from http://www.dva.gov.au/service_providers/Fee_schedules/GPs_LMOs_and_Specialists/Pages/RMFS.aspx (accessed 5 November 2014).</p>

Value Domain

Source	Australian Digital Health Agency
---------------	----------------------------------

Relationships

Parents

Data Type	Name	Occurrences (child within parent)
	Medicare MBS/DVA Item	1..1

4.8 Service in Hospital Indicator

Identification

Label	Service in Hospital Indicator
Metadata Type	Data Element
Identifier	DE-16642
OID	1.2.36.1.2001.1001.101.103.16642

Definition


Definition	Whether the service was provided in a hospital.
Definition Source	Australian Digital Health Agency
Synonymous Names	
Notes	The value of this data element is "true" if the service was provided in a hospital.
Data Type	Boolean

Usage

Examples	Please see Appendix B, Specification Guide for Use for examples and usage information for Boolean .
-----------------	---

Relationships

Parents

Data Type	Name	Occurrences (child within parent)
	MEDICARE/DVA FUNDED SERVICE	0..1

4.9 SERVICE REQUESTER

Identification

Label	SERVICE REQUESTER
Metadata Type	Data Group
Identifier	DG-10296
OID	1.2.36.1.2001.1001.101.102.10296

Definition

Definition	Party that asks for or orders the provision of service.
Definition Source	Australian Digital Health Agency
Synonymous Names	

Usage


Conditions of Use	<p>This is a reuse of the <i>PARTICIPATION</i> data group, which is described in Participation Data Specification [NEHT2011v].</p> <p>The following constraints are additional to those specified in Participation Data Specification [NEHT2011v]. Constraints are explained in Appendix B, Specification Guide for Use.</p> <p>Additional obligation and occurrence constraints:</p> <ul style="list-style-type: none"> • LOCATION OF PARTICIPATION is PROHIBITED. • Relationship to Subject of Care is PROHIBITED. • DEMOGRAPHIC DATA is PROHIBITED. • Employment Type is PROHIBITED. • Occupation is PROHIBITED. • Position in Organisation is PROHIBITED. • ENTITLEMENT is PROHIBITED. • Qualifications is PROHIBITED. <p>Other additional constraints:</p> <ul style="list-style-type: none"> • Participation Type SHALL have an implementation-specific value of equivalent to "Service Requester". • Role SHOULD have a value chosen from 1220.0 - ANZSCO - Australian and New Zealand Standard Classification of Occupations, First Edition, Revision 1 [ABS2009]. However, if a suitable value in this set cannot be found, then any code set that is both registered with HL7 and publicly available MAY be used. • PERSON OR ORGANISATION OR DEVICE SHALL be instantiated as a PERSON.
-------------------	--

Conditions of Use Source

Australian Digital Health Agency

Relationships

Parents

Data Type	Name	Occurrences (child within parent)
	MEDICARE/DVA FUNDED SERVICE	0..1

4.10 SERVICE PROVIDER

Identification

Label	SERVICE PROVIDER
Metadata Type	Data Group
Identifier	DG-10296
OID	1.2.36.1.2001.1001.101.102.10296

Definition


Definition	The individual who provided the service.
Definition Source	Australian Digital Health Agency
Synonymous Names	
Notes	This item captures identification information of the healthcare provider who provided the service under the Medicare or the Department of Veterans' Affairs benefits schedule.

Usage

Conditions of Use	<p>This is a reuse of the <i>PARTICIPATION</i> data group, which is described in Participation Data Specification [NEHT2011v].</p> <p>The following constraints are additional to those specified in Participation Data Specification [NEHT2011v]. Constraints are explained in Appendix B, Specification Guide for Use.</p> <p>Additional obligation and occurrence constraints:</p> <ul style="list-style-type: none"> • LOCATION OF PARTICIPATION is PROHIBITED. • Relationship to Subject of Care is PROHIBITED. • DEMOGRAPHIC DATA is PROHIBITED. • ENTITLEMENT is PROHIBITED. • Qualifications is PROHIBITED. <p>Other additional constraints:</p> <ul style="list-style-type: none"> • Participation Type SHALL have an implementation-specific value equivalent to "Service Provider". • Role SHOULD have a value chosen from 1220.0 - ANZSCO - Australian and New Zealand Standard Classification of Occupations, First Edition, Revision 1 [ABS2009]. However, if a suitable value in this set cannot be found, then any code set that is both registered with HL7 and publicly available MAY be used. • PERSON OR ORGANISATION OR DEVICE SHALL be instantiated as a PERSON.
Conditions of Use Source	Australian Digital Health Agency

Relationships

Parents

Data Type	Name	Occurrences (child within parent)
	MEDICARE/DVA FUNDED SERVICE	0..1

4.11 INFORMATION PROVIDER

Identification

Label	INFORMATION PROVIDER
Metadata Type	Data Group
Identifier	DG-10296
OID	1.2.36.1.2001.1001.101.102.10296

Definition


Definition	Details pertinent to the identification of the source of the information about the service.
Definition Source	Australian Digital Health Agency
Synonymous Names	
Notes	<p>This does not have to be a person and, in particular, does not have to be a healthcare provider. Types of sources include:</p> <ul style="list-style-type: none"> • the subject of care; • a subject of care agent, e.g. parent, guardian; • the clinician; and • a device or software.

Usage

Conditions of Use	<p>This SHALL NOT be used unless the provider of the information is not the <i>Composer/Author</i> of the enclosing structured document.</p> <p>This is a reuse of the <i>PARTICIPATION</i> data group, which is described in Participation Data Specification [NEHT2011v].</p> <p>The following constraints are additional to those specified in Participation Data Specification [NEHT2011v]. Constraints are explained in Appendix B, Specification Guide for Use.</p> <ul style="list-style-type: none"> • Participation Type SHALL have an implementation-specific fixed value equivalent to "Information Provider". • PERSON OR ORGANISATION OR DEVICE SHALL be instantiated as a PERSON or as a DEVICE.
Conditions of Use Source	Australian Digital Health Agency

Relationships

Parents

Data Type	Name	Occurrences (child within parent)
	MEDICARE/DVA FUNDED SERVICE	0..1

4.12 SUBJECT

Identification

Label	SUBJECT
Metadata Type	Data Group
Identifier	DG-10296
OID	1.2.36.1.2001.1001.101.102.10296

Definition


Definition	The individual to whom the service was provided.
Definition Source	Australian Digital Health Agency
Synonymous Names	
Scope	Generally only used when the recorder needs to make it explicit. Otherwise, the subject of the enclosing structured document is assumed.
Scope Source	Australian Digital Health Agency

Usage

Conditions of Use	<p>This SHALL NOT be used unless the subject of the information is not the <i>Subject of Care</i> of the enclosing structured document.</p> <p>This is a reuse of the <i>PARTICIPATION</i> data group, which is described in Participation Data Specification [NEHT2011v].</p> <p>The following constraints are additional to those specified in Participation Data Specification [NEHT2011v]. Constraints are explained in Appendix B, Specification Guide for Use.</p> <ul style="list-style-type: none"> Participation Type SHALL have an implementation-specific fixed value of equivalent to "Subject". PERSON OR ORGANISATION OR DEVICE SHALL be instantiated as a PERSON.
Conditions of Use Source	Australian Digital Health Agency

Relationships

Parents

Data Type	Name	Occurrences (child within parent)
	MEDICARE/DVA FUNDED SERVICE	0..1

4.13 Medicare/DVA Funded Service Instance Identifier

Identification

Label	Medicare/DVA Funded Service Instance Identifier
Metadata Type	Data Element
Identifier	DE-16746
OID	1.2.36.1.2001.1001.101.103.16746

Definition


Definition	A globally unique identifier for each instance of a <i>Medicare/DVA Funded Service</i> administration entry.
Definition Source	Australian Digital Health Agency
Synonymous Names	
Notes	This data element is intended for machine or system use only and hence need not be displayed on documents.
Data Type	UniquelIdentifier

Usage

Examples	Please see Appendix B, Specification Guide for Use for examples and usage information for UniquelIdentifier .
-----------------	---

Relationships

Parents

Data Type	Name	Occurrences (child within parent)
	MEDICARE/DVA FUNDED SERVICE	0..1

4.14 RELATED INFORMATION

Identification


Label	RELATED INFORMATION
Metadata Type	Data Group
Identifier	DG-16692
OID	1.2.36.1.2001.1001.101.102.16692

Definition


Definition	Information held elsewhere that is relevant to this instance of a data component.
Definition Source	Australian Digital Health Agency
Synonymous Names	
Notes	<p>Items of related information include, but are not limited to, documents, parts of documents, images and web pages.</p> <p>“Elsewhere” includes elsewhere in the same document.</p> <p>1:1 and 1:N relationships between instances of DCMs can be expressed by using one, or more than one, respectively, links. Chains of links can be used to see problem threads or other logical groupings of items.</p> <p>Links are only to be used between instances of DCMs or documents, i.e. between objects representing complete domain concepts. This is because relationships between sub-elements of whole concepts are not necessarily meaningful and may be confusing.</p> <p>When the item of related information is a complete document (including images) or a web page (or part thereof) an appropriate specialisation of the <i>Related Information</i> data group should be used.</p> <p>The document or other data component instance containing the <i>Related Information</i> data group is called the <i>source</i>. The related information is called the <i>target</i>.</p>



Relationships

Parents

Data Type	Name	Occurrences (child within parent)
	MEDICARE/DVA FUNDED SERVICE	0..*

Children

Data Type	Name	Occurrences
	Link Nature	1..1

Data Type	Name	Occurrences
	Link Role	0..1
	Target	1..1

4.15 Link Nature

Identification

Label	Link Nature
Metadata Type	Data Element
Identifier	DE-16698
OID	1.2.36.1.2001.1001.101.103.16698

Definition


Definition	The general semantic category of the relationship between this instance of this detailed clinical model (DCM), i.e. the source, and the target DCM instance or target document.
Definition Source	Australian Digital Health Agency
Synonymous Names	
Notes	This is one of two attributes that together communicate the semantics of the relationship between the source and target DCMs or document. This attribute is intended to be a coarse-grained category that can be used to enable interoperability between sender and receiver.
Data Type	CodedText
Value Domain	Link Nature Values

Usage

Examples	<ol style="list-style-type: none"> 1) is related to 2) is confirmed by or authorised by 3) is related to the same problem or health issue
-----------------	--

Relationships

Parents

Data Type	Name	Occurrences (child within parent)
	RELATED INFORMATION	1..1

4.16 Link Nature Values

Identification

Label	Link Nature Values
Metadata Type	Value Domain
Identifier	VD-16698
OID	1.2.36.1.2001.1001.101.104.16698
External Identifier	LINK_NATURE

Definition

Definition	Set of values for the general semantic category of the relationship between this instance of this DCM, i.e. the source, and the target DCM instance or target document.
Definition Source	Australian Digital Health Agency

Value Domain


Source	ISO 13606-3:2009	
Permissible Values	The permissible values are those specified in Termlist LINK_NATURE in ISO 13606-3:2009 Health informatics - Electronic health record communication - Part 3: Reference archetypes and term lists [ISO2009a] . They are listed here.	
	LINK-A0, is related to	A generic category for any Link, the details of which will be given by the value of Link Role.
	LINK-B0, is confirmed by or authorised by	The target link contains [an instance of a DCM or document] that acts as the legal or clinical basis for the activity documented in the source [DCM instance], or is a declaration of intent to provide (or not to provide) requested care. This Link is to be used to connect two [DCM instances or DCM and document], as opposed to the inclusion of a corroborating or authorising participant as an identified party within a single [DCM instance or document].
	LINK-C0, is related to the same problem or health issue	The target [instance of a DCM or document] documents health or health care that pertains to the same clinical situation as the source [DCM instance]. One of the two might be defining a problem for which the other is a manifestation, or the relationship might for example be cause and effect, stages in an evolving clinical history, a different interpretation of an observation, a clinical indication or contraindication.
	LINK-D0, is related to the same care plan, act or episode	The source and the target [instances of DCM or documents] are each documenting parts of the same care plan, act or episode. One of the two might be defining the same care plan, act or episode, or both might be related milestones.

LINK-E0, is a related documentation

The target [instance of a DCM or document] is an alternative documentary form of the source [DCM instance], such as re-expression of the same clinical information or additional supplementary explanatory information.

Relationships

Parents

Data Type	Name	Occurrences (child within parent)
	Link Nature	1..1

4.17 Link Role

Identification

Label	Link Role
Metadata Type	Data Element
Identifier	DE-16699
OID	1.2.36.1.2001.1001.101.103.16699

Definition


Definition	The detailed semantic description of the relationship between this instance of this DCM (i.e. the source), and the target DCM instance or target document.
Definition Source	Australian Digital Health Agency
Synonymous Names	
Notes	<p>This is one of two attributes that together communicate the semantics of the relationship between the source and target DCMs. This attribute provides for a specific description of the actual role played by the target in relation to the source.</p> <p>This attribute may be populated from any suitable terminology, and therefore might support human readership better than interoperable automated processing.</p>
Data Type	CodeableText
Value Domain	Link Role Values

Usage

Examples	<ol style="list-style-type: none"> 1) unspecified link 2) suggests 3) endorses 4) evidence for 5) outcome 6) is documented by 7) excerpts
-----------------	--

Relationships

Parents

Data Type	Name	Occurrences (child within parent)
	RELATED INFORMATION	0..1

4.18 Link Role Values

Identification

Label	Link Role Values
Metadata Type	Value Domain
Identifier	VD-16699
OID	1.2.36.1.2001.1001.101.104.16699
External Identifier	LINK_ROLE

Definition

Definition	Set of values for the detailed semantic description of the relationship between this instance of this DCM, i.e. the source, and the target DCM instance or target document.
Definition Source	Australian Digital Health Agency
Context	These values are used within the context of the value of the <i>Link Nature</i> data element. They provide greater specificity and may be selected more for human readership than for interoperable automated processing.
Context Source	Australian Digital Health Agency

Value Domain

Source	ISO 13606-3:2009										
Permissible Values	<p>Values SHOULD be from Termlist LINK_ROLE in ISO 13606-3:2009 [ISO2009a].</p> <p>Values MAY be from any suitable terminology.</p> <p>Some values from Termlist LINK_ROLE in ISO 13606-3:2009 Health informatics - Electronic health record communication - Part 3: Reference archetypes and term lists [ISO2009a] are:</p> <table border="1"> <tr> <td>LINK-A1, unspecified link</td> <td>The term is used when no semantic information is available for this Link in the EHR system from which the EXTRACT has been created.</td> </tr> <tr> <td>LINK-A2, suggests</td> <td>The interpretation expressed in the target component is a possible cause or outcome of the findings documented in the source component.</td> </tr> <tr> <td>LINK-B1, endorses</td> <td>The interpretation expressed in the source component provides confirmatory evidence or a confirmatory opinion of the interpretation expressed in the target component.</td> </tr> <tr> <td>LINK-C3, evidence for</td> <td>The observation or interpretation documented in the source component provides confirmatory evidence of the interpretation expressed in the target component.</td> </tr> <tr> <td>LINK-D1, outcome</td> <td>The clinical situation documented in the target component is the direct outcome of the situation documented in the source component.</td> </tr> </table>	LINK-A1, unspecified link	The term is used when no semantic information is available for this Link in the EHR system from which the EXTRACT has been created.	LINK-A2, suggests	The interpretation expressed in the target component is a possible cause or outcome of the findings documented in the source component.	LINK-B1, endorses	The interpretation expressed in the source component provides confirmatory evidence or a confirmatory opinion of the interpretation expressed in the target component.	LINK-C3, evidence for	The observation or interpretation documented in the source component provides confirmatory evidence of the interpretation expressed in the target component.	LINK-D1, outcome	The clinical situation documented in the target component is the direct outcome of the situation documented in the source component.
LINK-A1, unspecified link	The term is used when no semantic information is available for this Link in the EHR system from which the EXTRACT has been created.										
LINK-A2, suggests	The interpretation expressed in the target component is a possible cause or outcome of the findings documented in the source component.										
LINK-B1, endorses	The interpretation expressed in the source component provides confirmatory evidence or a confirmatory opinion of the interpretation expressed in the target component.										
LINK-C3, evidence for	The observation or interpretation documented in the source component provides confirmatory evidence of the interpretation expressed in the target component.										
LINK-D1, outcome	The clinical situation documented in the target component is the direct outcome of the situation documented in the source component.										


	LINK-E1, documented by	A clinical situation documented in the source component is more formally documented in the target component.
	LINK-E4, excerpts	The source component is an extract (copy) of part or all of the information contained within the target component.

Usage

Conditions of Use	Each of the link terms in LINK_ROLE from ISO 13606-3:2009 is a subcategory of a corresponding term in <i>Link Nature Values</i> , where that correspondence is indicated by the first letter after the code string “LINK-”. For example the term LINK-A1 is a subcategory of term LINK-A0. If a term in this list is used for the <i>Link Role</i> data element, the appropriate corresponding value SHALL be used from <i>Link Nature Values</i> .
Conditions of Use Source	ISO 13606-3:2009

Relationships

Parents

Data Type	Name	Occurrences (child within parent)
	Link Role	1..1

4.19 Target

Identification

Label	Target
Metadata Type	Data Element
Identifier	DE-16700
OID	1.2.36.1.2001.1001.101.103.16700

Definition


Definition	The “linked to” or identified information.
Definition Source	Australian Digital Health Agency
Synonymous Names	
Data Type	Link UniquelIdentifier

Usage

Examples	Please see Appendix B, Specification Guide for Use for examples and usage information for Link , and UniquelIdentifier .
-----------------	--

Relationships

Parents

Data Type	Name	Occurrences (child within parent)
	RELATED INFORMATION	1..1

4.20 Detailed Clinical Model Identifier

Identification

Label	Detailed Clinical Model Identifier
Metadata Type	Data Element
Identifier	DE-16693
OID	1.2.36.1.2001.1001.101.103.16693

Definition


Definition	The Agency OID for the concept represented by this Detailed Clinical Model.
Definition Source	Australian Digital Health Agency
Synonymous Names	
Notes	This data element is intended for machine or system use only and hence need not be displayed on documents.
Data Type	UniquelIdentifier

Usage

Conditions of Use	The value of this item is fixed and SHALL be the default value.
Conditions of Use Source	Australian Digital Health Agency
Examples	Please see Appendix B, Specification Guide for Use for examples and usage information for UniquelIdentifier .
Default Value	1.2.36.1.2001.1001.101.102.16639

Relationships

Parents

Data Type	Name	Occurrences (child within parent)
	MEDICARE/DVA FUNDED SERVICE	1..1

5 Pharmaceutical Benefit Item Detailed Clinical Model

This chapter describes version 1.1 of the *Pharmaceutical Benefit Item* Detailed Clinical Model.

5.1 Purpose

To record information about pharmaceutical items prescribed and dispensed to an individual that were partially or fully funded under the Pharmaceutical Benefit Schedule (PBS) or Repatriation Pharmaceutical Benefits Scheme (RPBS).

5.2 Use

Use to display or share, in the My Health Record system and related applications, information about pharmaceutical items prescribed and dispensed to an individual.

5.3 UML Class Diagram

The following figure represents the data hierarchy using a UML 2.0 class diagram. The diagram displays data groups and data elements, together with their names, data types and multiplicities. Data elements are displayed as attributes; data groups are displayed as classes; their label names are represented as association role names. Association role names are only displayed if they differ from the associated class name. When a data element has a choice of data types, the data type of the attribute that represents it is an abstract interface class generalised from the individual data types. The diagram shows the data hierarchy excluding the details of participation. The default multiplicity is 1..1.

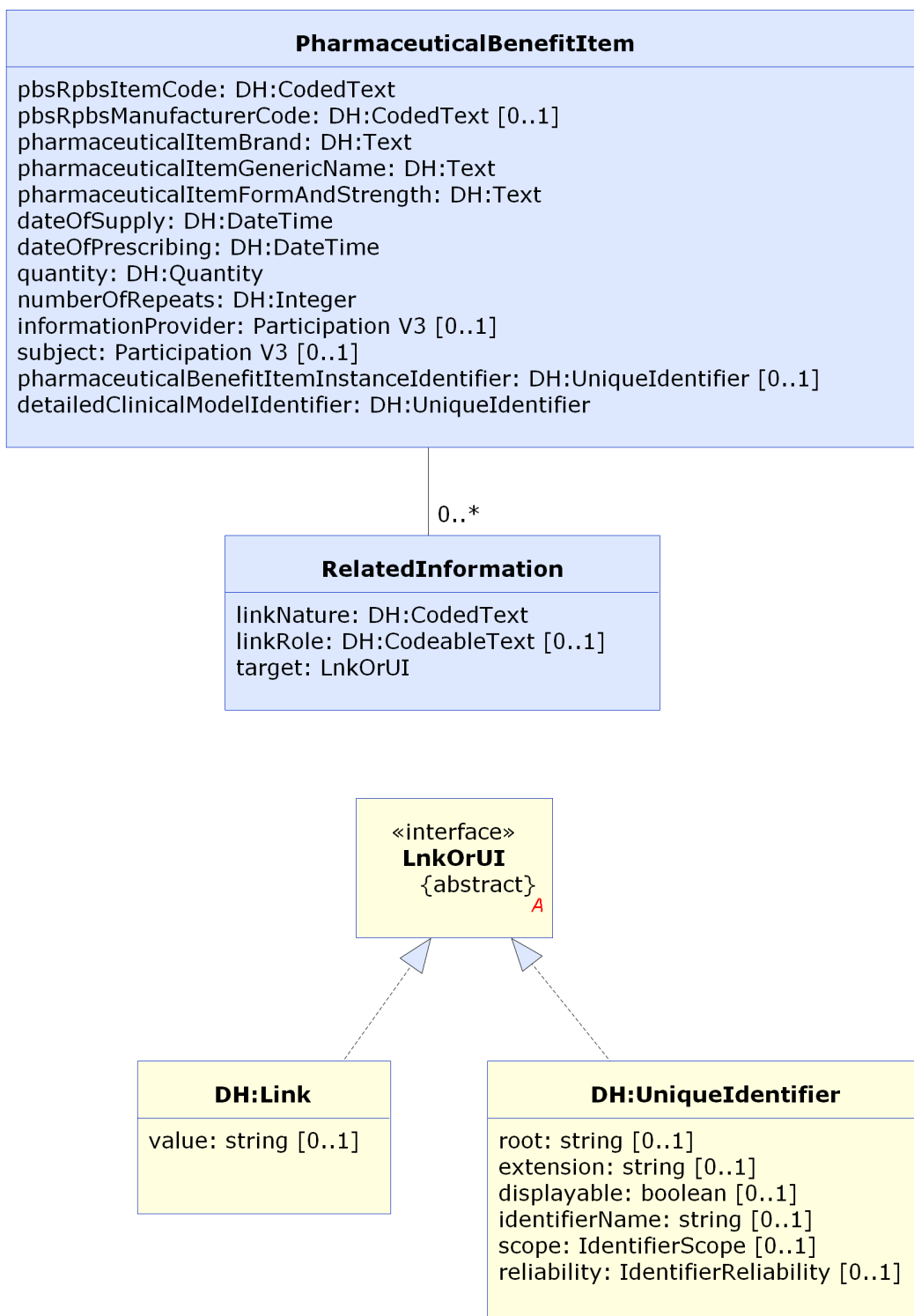


Figure 5.1. Pharmaceutical Benefit Item data hierarchy

5.4 PHARMACEUTICAL BENEFIT ITEM

Identification

Label	PHARMACEUTICAL BENEFIT ITEM
Metadata Type	Data Group
Identifier	DG-16674
OID	1.2.36.1.2001.1001.101.102.16674

Definition







Definition	Information about pharmaceutical items prescribed and dispensed to an individual that were partially or fully funded under the Pharmaceutical Benefit Scheme (PBS) or Repatriation Pharmaceutical Benefits Scheme (RPBS).
Definition Source	Australian Digital Health Agency
Synonymous Names	
Notes	This is the pharmaceutical item for which funding was claimed and not necessarily the actual pharmaceutical item that was supplied.










Data Hierarchy



Note

Items below whose text is lighter (mid-blue and mid-grey) are technical identifiers whose purpose is to facilitate interoperability, sharing of data and secondary use. Typically, such identifiers will be generated internally by systems and not displayed to users since they rarely have clinical significance.

 PHARMACEUTICAL BENEFIT ITEM		
	PBS/RPBS Item Code	1..1
	PBS/RPBS Manufacturer Code	0..1
	Brand (Pharmaceutical Item Brand)	1..1
	Item Generic Name (Pharmaceutical Item Generic Name)	1..1
	Item Form and Strength (Pharmaceutical Item Form and Strength)	1..1
	Date of Supply	1..1
	Date of Prescribing	1..1
	Quantity	1..1
	Number of Repeats	1..1

		INFORMATION PROVIDER	0..1
		SUBJECT	0..1
		Pharmaceutical Benefit Item Instance Identifier	0..1
		RELATED INFORMATION	0..*
		Link Nature	1..1
		Link Role	0..1
	 	Target	1..1
		Detailed Clinical Model Identifier	1..1

5.5 PBS/RPBS Item Code

Identification

Label	PBS/RPBS Item Code
Metadata Type	Data Element
Identifier	DE-16062
OID	1.2.36.1.2001.1001.101.103.16062

Definition


Definition	Administrative code and short description of the pharmaceutical item supplied.
Definition Source	Australian Digital Health Agency
Synonymous Names	
Notes	This element is to be used to assist with claims processing. This would typically be used for the PBS Scheduled Item Code, which is a Department of Health allocated detailed code that specifies a medication use together with its funding.
Data Type	CodedText
Value Domain	PBS/RPBS Item Code Values

Usage

Examples	1) 1746X (paracetamol 500 mg tablet, 100) 2) 4657D (bandage compression 10 cm x 3.5 m bandage: high stretch, 1 bandage)
-----------------	--

Relationships

Parents

Data Type	Name	Occurrences (child within parent)
	PHARMACEUTICAL BENEFIT ITEM	1..1

5.6 PBS/RPBS Item Code Values

Identification

Label	PBS/RPBS Item Code Values
Metadata Type	Value Domain
Identifier	VD-16645
OID	1.2.36.1.2001.1001.101.104.16645

Definition

Definition	The set of item codes (and associated short descriptions) contained in the PBS Schedule list.
Definition Source	Australian Digital Health Agency
Notes	The codes recommended for PBS Schedule item code by the Department of Health are available from http://www.pbs.gov.au/pbs/home (accessed 20 June 2014).

Value Domain


Source	Department of Health, PBS Schedule item code.
---------------	---

Usage

Conditions of Use	Values SHALL be codes recommended for PBS Schedule item code by the Department of Health.
Conditions of Use Source	Australian Digital Health Agency

Relationships

Parents

Data Type	Name	Occurrences (child within parent)
	PBS/RPBS Item Code	1..1

5.7 PBS/RPBS Manufacturer Code

Identification

Label	PBS/RPBS Manufacturer Code
Metadata Type	Data Element
Identifier	DE-16675
OID	1.2.36.1.2001.1001.101.103.16675

Definition


Definition	The PBS-assigned administrative code identifying the manufacturer of the pharmaceutical item supplied.
Definition Source	Australian Digital Health Agency
Synonymous Names	
Notes	This element is used to assist with claims processing.
Data Type	CodedText
Value Domain	PBS/RPBS Manufacturer Code Values

Usage

Examples	<ol style="list-style-type: none"> 1) SW (sanofi-aventis Australia) 2) MH (Molnlycke Health Care)
-----------------	---

Relationships

Parents

Data Type	Name	Occurrences (child within parent)
	PHARMACEUTICAL BENEFIT ITEM	0..1

5.8 PBS/RPBS Manufacturer Code Values

Identification

Label	PBS/RPBS Manufacturer Code Values
Metadata Type	Value Domain
Identifier	VD-16647
OID	1.2.36.1.2001.1001.101.104.16647

Definition

Definition	The set of values derived from the PBS manufacturer code.
Definition Source	Australian Digital Health Agency
Notes	The codes recommended for PBS manufacturer code by the Department of Health are available from http://www.pbs.gov.au/pbs/home (accessed 20 June 2014).

Value Domain


Source	Department of Health, PBS manufacturer code.
---------------	--

Usage

Conditions of Use	Values SHALL be codes recommended for PBS manufacturer code by the Department of Health.
Conditions of Use Source	Australian Digital Health Agency

Relationships

Parents

Data Type	Name	Occurrences (child within parent)
	PBS/RPBS Manufacturer Code	1..1

5.9 Pharmaceutical Item Brand

Identification

Label	Brand
Metadata Type	Data Element
Identifier	DE-16703
OID	1.2.36.1.2001.1001.101.103.16703

Definition


Definition	The brand of the pharmaceutical item supplied.
Definition Source	Australian Digital Health Agency
Synonymous Names	
Data Type	Text

Usage

Examples	1) Amoxil (Trade Product of Medicinal Product Amoxycillin)
-----------------	--

Relationships

Parents

Data Type	Name	Occurrences (child within parent)
	PHARMACEUTICAL BENEFIT ITEM	1..1

5.10 Pharmaceutical Item Generic Name

Identification

Label	Item Generic Name
Metadata Type	Data Element
Identifier	DE-16676
OID	1.2.36.1.2001.1001.101.103.16676

Definition


Definition	The generic name of the item supplied.
Definition Source	Australian Digital Health Agency
Synonymous Names	
Data Type	Text

Usage

Examples	1) Amoxicillin
-----------------	----------------

Relationships

Parents

Data Type	Name	Occurrences (child within parent)
	PHARMACEUTICAL BENEFIT ITEM	1..1

5.11 Pharmaceutical Item Form and Strength

Identification

Label	Item Form and Strength
Metadata Type	Data Element
Identifier	DE-16677
OID	1.2.36.1.2001.1001.101.103.16677

Definition


Definition	The form and strength of the item supplied.
Definition Source	Australian Digital Health Agency
Synonymous Names	
Data Type	Text

Usage

Examples	1) Capsules 500mg
-----------------	-------------------

Relationships

Parents

Data Type	Name	Occurrences (child within parent)
	PHARMACEUTICAL BENEFIT ITEM	1..1

5.12 Date of Supply

Identification

Label	Date of Supply
Metadata Type	Data Element
Identifier	DE-16678
OID	1.2.36.1.2001.1001.101.103.16678

Definition


Definition	The recorded date the pharmaceutical item was supplied.
Definition Source	Australian Digital Health Agency
Synonymous Names	
Notes	This is essentially the date of dispense. The PBS system does not record the date the item was actually collected by patient.
Data Type	DateTime

Usage

Examples	Please see DateTime in Appendix B, Specification Guide for Use for examples and usage information on specifying a date or time (or both).
-----------------	---

Relationships

Parents

Data Type	Name	Occurrences (child within parent)
	PHARMACEUTICAL BENEFIT ITEM	1..1

5.13 Date of Prescribing

Identification

Label	Date of Prescribing
Metadata Type	Data Element
Identifier	DE-16679
OID	1.2.36.1.2001.1001.101.103.16679

Definition


Definition	The date the pharmaceutical item was prescribed.
Definition Source	Australian Digital Health Agency
Synonymous Names	
Data Type	DateTime

Usage

Examples	Please see DateTime in Appendix B, Specification Guide for Use for examples and usage information on specifying a date or time (or both).
-----------------	---

Relationships

Parents

Data Type	Name	Occurrences (child within parent)
	PHARMACEUTICAL BENEFIT ITEM	1..1

5.14 Quantity

Identification

Label	Quantity
Metadata Type	Data Element
Identifier	DE-10145
OID	1.2.36.1.2001.1001.101.103.10145

Definition


Definition	The number of doses or the physical amount of the therapeutic good.
Definition Source	Australian Digital Health Agency
Synonymous Names	
Data Type	Quantity

Usage

Examples	1) 20 capsules
-----------------	----------------

Relationships

Parents

Data Type	Name	Occurrences (child within parent)
	PHARMACEUTICAL BENEFIT ITEM	1..1

5.15 Number of Repeats

Identification

Label	Number of Repeats
Metadata Type	Data Element
Identifier	DE-10169
OID	1.2.36.1.2001.1001.101.103.10169

Definition


Definition	The number of repeats of the prescription that have been authorised by the prescriber for a given medication.
Definition Source	Australian Digital Health Agency
Synonymous Names	
Data Type	Integer

Usage

Examples	Please see Appendix B, Specification Guide for Use for examples and usage information for Integer .
-----------------	---

Relationships

Parents

Data Type	Name	Occurrences (child within parent)
	PHARMACEUTICAL BENEFIT ITEM	1..1

5.16 INFORMATION PROVIDER

Identification

Label	INFORMATION PROVIDER
Metadata Type	Data Group
Identifier	DG-10296
OID	1.2.36.1.2001.1001.101.102.10296

Definition


Definition	Details pertinent to the identification of the source of the information about the pharmaceutical item.
Definition Source	Australian Digital Health Agency
Synonymous Names	
Notes	<p>This does not have to be a person and, in particular, does not have to be a healthcare provider. Types of sources include:</p> <ul style="list-style-type: none"> • the subject of care; • a subject of care agent, e.g. parent, guardian; • the clinician; and • a device or software.

Usage

Conditions of Use	<p>This SHALL NOT be used unless the provider of the information is not the <i>Composer/Author</i> of the enclosing structured document.</p> <p>This is a reuse of the <i>PARTICIPATION</i> data group, which is described in Participation Data Specification [NEHT2011v].</p> <p>The following constraints are additional to those specified in Participation Data Specification [NEHT2011v]. Constraints are explained in Appendix B, Specification Guide for Use.</p> <ul style="list-style-type: none"> • Participation Type SHALL have an implementation-specific fixed value equivalent to "Information Provider". • PERSON OR ORGANISATION OR DEVICE SHALL be instantiated as a PERSON or as a DEVICE.
Conditions of Use Source	Australian Digital Health Agency

Relationships

Parents

Data Type	Name	Occurrences (child within parent)
	PHARMACEUTICAL BENEFIT ITEM	0..1

5.17 SUBJECT

Identification

Label	SUBJECT
Metadata Type	Data Group
Identifier	DG-10296
OID	1.2.36.1.2001.1001.101.102.10296

Definition


Definition	The individual to whom the pharmaceutical item was prescribed and dispensed.
Definition Source	Australian Digital Health Agency
Synonymous Names	
Scope	Generally only used when the recorder needs to make it explicit. Otherwise, subject of the enclosing structured document is assumed.
Scope Source	Australian Digital Health Agency

Usage

Conditions of Use	<p>This SHALL NOT be used unless the subject of the information is not the <i>Subject of Care</i> of the enclosing structured document.</p> <p>This is a reuse of the <i>PARTICIPATION</i> data group, which is described in Participation Data Specification [NEHT2011v].</p> <p>The following constraints are additional to those specified in Participation Data Specification [NEHT2011v]. Constraints are explained in Appendix B, Specification Guide for Use.</p> <ul style="list-style-type: none"> Participation Type SHALL have an implementation-specific fixed value of equivalent to "Subject". PERSON OR ORGANISATION OR DEVICE SHALL be instantiated as a PERSON.
Conditions of Use Source	Australian Digital Health Agency

Relationships

Parents

Data Type	Name	Occurrences (child within parent)
	PHARMACEUTICAL BENEFIT ITEM	0..1

5.18 Pharmaceutical Benefit Item Instance Identifier

Identification

Label	Pharmaceutical Benefit Item Instance Identifier
Metadata Type	Data Element
Identifier	DE-16747
OID	1.2.36.1.2001.1001.101.103.16747

Definition


Definition	A globally unique identifier for each instance of a <i>Pharmaceutical Benefit Item</i> administration entry.
Definition Source	Australian Digital Health Agency
Synonymous Names	
Notes	This data element is intended for machine or system use only and hence need not be displayed on documents.
Data Type	UniquelIdentifier

Usage

Examples	Please see Appendix B, Specification Guide for Use for examples and usage information for UniquelIdentifier .
-----------------	---

Relationships

Parents

Data Type	Name	Occurrences (child within parent)
	PHARMACEUTICAL BENEFIT ITEM	0..1

5.19 RELATED INFORMATION

Identification


Label	RELATED INFORMATION
Metadata Type	Data Group
Identifier	DG-16692
OID	1.2.36.1.2001.1001.101.102.16692

Definition


Definition	Information held elsewhere that is relevant to this instance of a data component.
Definition Source	Australian Digital Health Agency
Synonymous Names	
Notes	<p>Items of related information include, but are not limited to, documents, parts of documents, images and web pages.</p> <p>“Elsewhere” includes elsewhere in the same document.</p> <p>1:1 and 1:N relationships between instances of DCMs can be expressed by using one, or more than one, respectively, links. Chains of links can be used to see problem threads or other logical groupings of items.</p> <p>Links are only to be used between instances of DCMs or documents, i.e. between objects representing complete domain concepts. This is because relationships between sub-elements of whole concepts are not necessarily meaningful and may be confusing.</p> <p>When the item of related information is a complete document (including images) or a web page (or part thereof) an appropriate specialisation of the <i>Related Information</i> data group should be used.</p> <p>The document or other data component instance containing the <i>Related Information</i> data group is called the <i>source</i>. The related information is called the <i>target</i>.</p>



Relationships

Parents

Data Type	Name	Occurrences (child within parent)
	PHARMACEUTICAL BENEFIT ITEM	0..*

Children

Data Type	Name	Occurrences
	Link Nature	1..1

Data Type	Name	Occurrences
	Link Role	0..1
	Target	1..1

5.20 Link Nature

Identification

Label	Link Nature
Metadata Type	Data Element
Identifier	DE-16698
OID	1.2.36.1.2001.1001.101.103.16698

Definition


Definition	The general semantic category of the relationship between this instance of this detailed clinical model (DCM), i.e. the source, and the target DCM instance or target document.
Definition Source	Australian Digital Health Agency
Synonymous Names	
Notes	This is one of two attributes that together communicate the semantics of the relationship between the source and target DCMs or document. This attribute is intended to be a coarse-grained category that can be used to enable interoperability between sender and receiver.
Data Type	CodedText
Value Domain	Link Nature Values

Usage

Examples	<ol style="list-style-type: none"> 1) is related to 2) is confirmed by or authorised by 3) is related to the same problem or health issue
-----------------	--

Relationships

Parents

Data Type	Name	Occurrences (child within parent)
	RELATED INFORMATION	1..1

5.21 Link Nature Values

Identification

Label	Link Nature Values
Metadata Type	Value Domain
Identifier	VD-16698
OID	1.2.36.1.2001.1001.101.104.16698
External Identifier	LINK_NATURE

Definition

Definition	Set of values for the general semantic category of the relationship between this instance of this DCM, i.e. the source, and the target DCM instance or target document.
Definition Source	Australian Digital Health Agency


Value Domain

Source	ISO 13606-3:2009	
Permissible Values	The permissible values are those specified in Termlist LINK_NATURE in ISO 13606-3:2009 Health informatics - Electronic health record communication - Part 3: Reference archetypes and term lists [ISO2009a] . They are listed here.	
	LINK-A0, is related to	A generic category for any Link, the details of which will be given by the value of Link Role.
	LINK-B0, is confirmed by or authorised by	The target link contains [an instance of a DCM or document] that acts as the legal or clinical basis for the activity documented in the source [DCM instance], or is a declaration of intent to provide (or not to provide) requested care. This Link is to be used to connect two [DCM instances or DCM and document], as opposed to the inclusion of a corroborating or authorising participant as an identified party within a single [DCM instance or document].
	LINK-C0, is related to the same problem or health issue	The target [instance of a DCM or document] documents health or health care that pertains to the same clinical situation as the source [DCM instance]. One of the two might be defining a problem for which the other is a manifestation, or the relationship might for example be cause and effect, stages in an evolving clinical history, a different interpretation of an observation, a clinical indication or contraindication.
	LINK-D0, is related to the same care plan, act or episode	The source and the target [instances of DCM or documents] are each documenting parts of the same care plan, act or episode. One of the two might be defining the same care plan, act or episode, or both might be related milestones.

	LINK-E0, is a related documentation	The target [instance of a DCM or document] is an alternative documentary form of the source [DCM instance], such as re-expression of the same clinical information or additional supplementary explanatory information.
--	-------------------------------------	---

Relationships

Parents

Data Type	Name	Occurrences (child within parent)
	Link Nature	1..1

5.22 Link Role

Identification

Label	Link Role
Metadata Type	Data Element
Identifier	DE-16699
OID	1.2.36.1.2001.1001.101.103.16699

Definition


Definition	The detailed semantic description of the relationship between this instance of this DCM (i.e. the source), and the target DCM instance or target document.
Definition Source	Australian Digital Health Agency
Synonymous Names	
Notes	<p>This is one of two attributes that together communicate the semantics of the relationship between the source and target DCMs. This attribute provides for a specific description of the actual role played by the target in relation to the source.</p> <p>This attribute may be populated from any suitable terminology, and therefore might support human readership better than interoperable automated processing.</p>
Data Type	CodeableText
Value Domain	Link Role Values

Usage

Examples	<ol style="list-style-type: none"> 1) unspecified link 2) suggests 3) endorses 4) evidence for 5) outcome 6) is documented by 7) excerpts
-----------------	--

Relationships

Parents

Data Type	Name	Occurrences (child within parent)
	RELATED INFORMATION	0..1

5.23 Link Role Values

Identification

Label	Link Role Values
Metadata Type	Value Domain
Identifier	VD-16699
OID	1.2.36.1.2001.1001.101.104.16699
External Identifier	LINK_ROLE

Definition

Definition	Set of values for the detailed semantic description of the relationship between this instance of this DCM, i.e. the source, and the target DCM instance or target document.
Definition Source	Australian Digital Health Agency
Context	These values are used within the context of the value of the <i>Link Nature</i> data element. They provide greater specificity and may be selected more for human readership than for interoperable automated processing.
Context Source	Australian Digital Health Agency

Value Domain

Source	ISO 13606-3:2009										
Permissible Values	<p>Values SHOULD be from Termlist LINK_ROLE in ISO 13606-3:2009 [ISO2009a].</p> <p>Values MAY be from any suitable terminology.</p> <p>Some values from Termlist LINK_ROLE in ISO 13606-3:2009 Health informatics - Electronic health record communication - Part 3: Reference archetypes and term lists [ISO2009a] are:</p> <table> <tr> <td>LINK-A1, unspecified link</td> <td>The term is used when no semantic information is available for this Link in the EHR system from which the EXTRACT has been created.</td> </tr> <tr> <td>LINK-A2, suggests</td> <td>The interpretation expressed in the target component is a possible cause or outcome of the findings documented in the source component.</td> </tr> <tr> <td>LINK-B1, endorses</td> <td>The interpretation expressed in the source component provides confirmatory evidence or a confirmatory opinion of the interpretation expressed in the target component.</td> </tr> <tr> <td>LINK-C3, evidence for</td> <td>The observation or interpretation documented in the source component provides confirmatory evidence of the interpretation expressed in the target component.</td> </tr> <tr> <td>LINK-D1, outcome</td> <td>The clinical situation documented in the target component is the direct outcome of the situation documented in the source component.</td> </tr> </table>	LINK-A1, unspecified link	The term is used when no semantic information is available for this Link in the EHR system from which the EXTRACT has been created.	LINK-A2, suggests	The interpretation expressed in the target component is a possible cause or outcome of the findings documented in the source component.	LINK-B1, endorses	The interpretation expressed in the source component provides confirmatory evidence or a confirmatory opinion of the interpretation expressed in the target component.	LINK-C3, evidence for	The observation or interpretation documented in the source component provides confirmatory evidence of the interpretation expressed in the target component.	LINK-D1, outcome	The clinical situation documented in the target component is the direct outcome of the situation documented in the source component.
LINK-A1, unspecified link	The term is used when no semantic information is available for this Link in the EHR system from which the EXTRACT has been created.										
LINK-A2, suggests	The interpretation expressed in the target component is a possible cause or outcome of the findings documented in the source component.										
LINK-B1, endorses	The interpretation expressed in the source component provides confirmatory evidence or a confirmatory opinion of the interpretation expressed in the target component.										
LINK-C3, evidence for	The observation or interpretation documented in the source component provides confirmatory evidence of the interpretation expressed in the target component.										
LINK-D1, outcome	The clinical situation documented in the target component is the direct outcome of the situation documented in the source component.										


	LINK-E1, documented by	A clinical situation documented in the source component is more formally documented in the target component.
	LINK-E4, excerpts	The source component is an extract (copy) of part or all of the information contained within the target component.

Usage

Conditions of Use	Each of the link terms in LINK_ROLE from ISO 13606-3:2009 is a subcategory of a corresponding term in <i>Link Nature Values</i> , where that correspondence is indicated by the first letter after the code string “LINK-”. For example the term LINK-A1 is a subcategory of term LINK-A0. If a term in this list is used for the <i>Link Role</i> data element, the appropriate corresponding value SHALL be used from <i>Link Nature Values</i> .
Conditions of Use Source	ISO 13606-3:2009

Relationships

Parents

Data Type	Name	Occurrences (child within parent)
	Link Role	1..1

5.24 Target

Identification

Label	Target
Metadata Type	Data Element
Identifier	DE-16700
OID	1.2.36.1.2001.1001.101.103.16700

Definition


Definition	The “linked to” or identified information.
Definition Source	Australian Digital Health Agency
Synonymous Names	
Data Type	Link UniquelIdentifier

Usage

Examples	Please see Appendix B, Specification Guide for Use for examples and usage information for Link , and UniquelIdentifier .
-----------------	--

Relationships

Parents

Data Type	Name	Occurrences (child within parent)
	RELATED INFORMATION	1..1

5.25 Detailed Clinical Model Identifier

Identification

Label	Detailed Clinical Model Identifier
Metadata Type	Data Element
Identifier	DE-16693
OID	1.2.36.1.2001.1001.101.103.16693

Definition


Definition	The Agency OID for the concept represented by this Detailed Clinical Model.
Definition Source	Australian Digital Health Agency
Synonymous Names	
Notes	This data element is intended for machine or system use only and hence need not be displayed on documents.
Data Type	UniquelIdentifier

Usage

Conditions of Use	The value of this item is fixed and SHALL be the default value.
Conditions of Use Source	Australian Digital Health Agency
Examples	Please see Appendix B, Specification Guide for Use for examples and usage information for UniquelIdentifier .
Default Value	1.2.36.1.2001.1001.101.102.16674

Relationships

Parents

Data Type	Name	Occurrences (child within parent)
	PHARMACEUTICAL BENEFIT ITEM	1..1

This page is intentionally left blank.

6 Vaccine Cancellation Reason Detailed Clinical Model

This chapter describes version 1.1 of the *Vaccine Cancellation Reason* Detailed Clinical Model.

6.1 Purpose

Used within the Australian Childhood Immunisation Register to give details of the reasons surrounding the cancellation of a vaccine administration, due to either the individual's natural immunity to the vaccine antigen or medical contraindication to the vaccine.

6.2 Use

To be used in conjunction with the *Medication Action* DCM, which provides the details of the vaccine administration.

6.3 Misuse

This DCM is not intended to be used outside the context of the Australian Childhood Immunisation Register.

6.4 UML Class Diagram

The following figure represents the data hierarchy using a UML 2.0 class diagram. The diagram displays data groups and data elements, together with their names, data types and multiplicities. Data elements are displayed as attributes; data groups are displayed as classes; their label names are represented as association role names. Association role names are only displayed if they differ from the associated class name. When a data element has a choice of data types, the data type of the attribute that represents it is an abstract interface class generalised from the individual data types. The diagram shows the data hierarchy excluding the details of participation. The default multiplicity is 1..1.

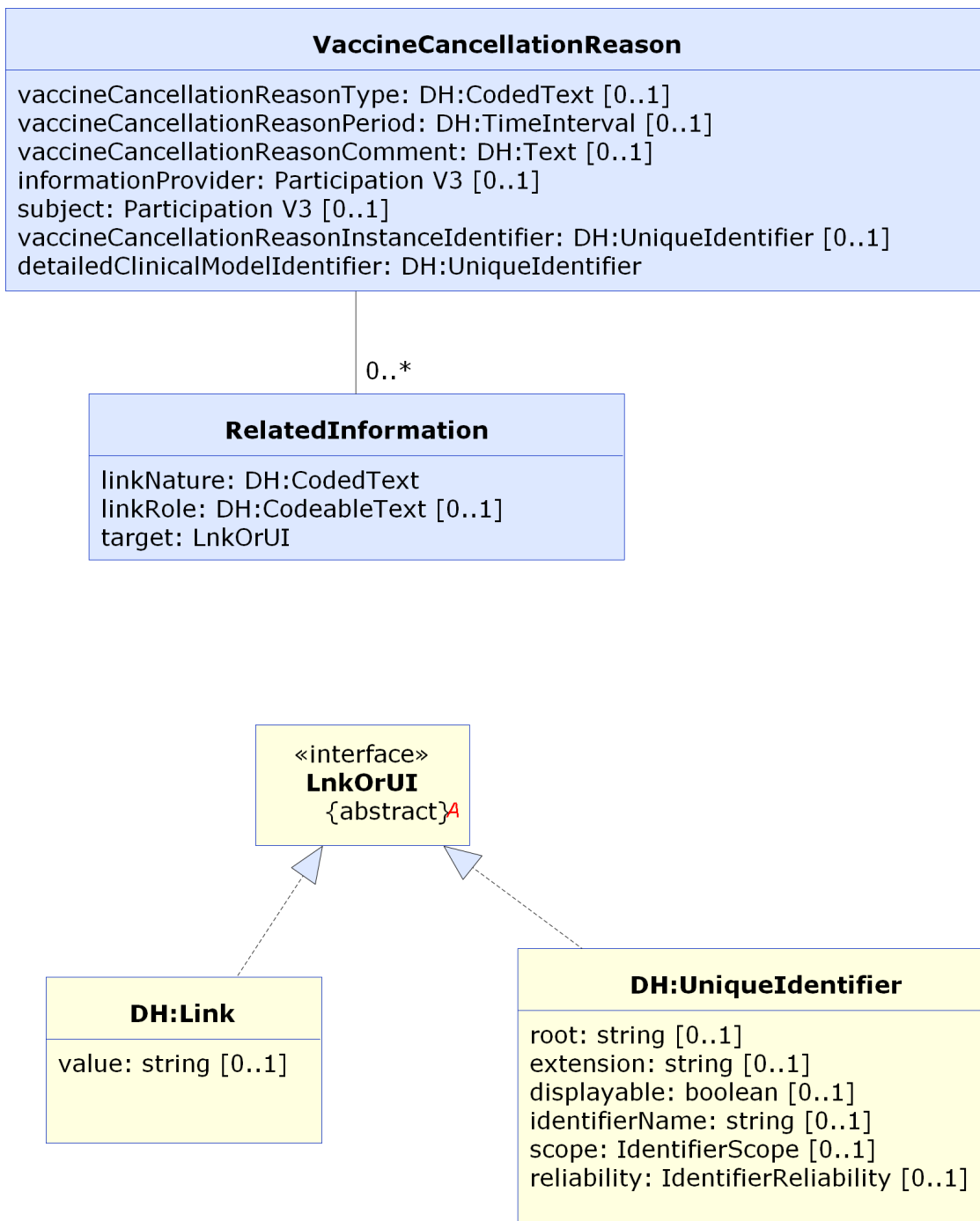


Figure 6.1. Vaccine Cancellation Reason data hierarchy

6.5 VACCINE CANCELLATION REASON

Identification

Label	VACCINE CANCELLATION REASON
Metadata Type	Data Group
Identifier	DG-16748
OID	1.2.36.1.2001.1001.101.102.16748

Definition

Definition	Details of the conditions that prevented the vaccination.
Definition Source	Australian Digital Health Agency
Synonymous Names	

Usage

Conditions of Use	The <i>VACCINE CANCELLATION REASON</i> data group SHOULD include at least the <i>Type</i> data element and <i>Period</i> data element.
Conditions of Use Source	Australian Digital Health Agency






Data Hierarchy



Note

Items below whose text is lighter (mid-blue and mid-grey) are technical identifiers whose purpose is to facilitate interoperability, sharing of data and secondary use. Typically, such identifiers will be generated internally by systems and not displayed to users since they rarely have clinical significance.

	VACCINE CANCELLATION REASON	
	Type (<i>Vaccine Cancellation Reason Type</i>)	0..1
	Period (<i>Vaccine Cancellation Reason Period</i>)	0..1
	Comment (<i>Vaccine Cancellation Reason Comment</i>)	0..1
	INFORMATION PROVIDER	0..1
	SUBJECT	0..1
	Vaccine Cancellation Reason Instance Identifier	0..1
	RELATED INFORMATION	0..*

			Link Nature	1..1
			Link Role	0..1
		 	Target	1..1
			Detailed Clinical Model Identifier	1..1

6.6 Vaccine Cancellation Reason Type

Identification

Label	Type
Metadata Type	Data Element
Identifier	DE-16756
OID	1.2.36.1.2001.1001.101.103.16756

Definition


Definition	A coded description of the condition that prevented the vaccination.
Definition Source	Australian Digital Health Agency
Synonymous Names	
Notes	There are only two expected values to this data element, namely natural immunity and medical contraindication. A null flavour supported by the underlying implementation may be used for this data element, if the reason is unknown or unsupported.
Data Type	CodedText
Value Domain	Vaccine Cancellation Reason Type Values

Usage

Examples	Please see Appendix B, Specification Guide for Use for examples and usage information for CodedText .
-----------------	---

Relationships

Parents

Data Type	Name	Occurrences (child within parent)
	VACCINE CANCELLATION REASON	0..1

6.7 Vaccine Cancellation Reason Type Values

Identification

Label	Vaccine Cancellation Reason Type Values
Metadata Type	Value Domain
Identifier	VD-16755
OID	1.2.36.1.2001.1001.101.104.16755

Definition


Definition	The codes for specifying the reasons for vaccine cancellation.
Definition Source	Australian Digital Health Agency

Value Domain

Source	Australian Digital Health Agency	
Permissible Values	1, Natural Immunity	The subject has developed a natural immunity to the antigen
	2, Medical Contraindication	The subject displayed contraindications to administering the vaccine

Relationships

Parents

Data Type	Name	Occurrences (child within parent)
	Type (Vaccine Cancellation Reason Type)	1..1

6.8 Vaccine Cancellation Reason Period

Identification

Label	Period
Metadata Type	Data Element
Identifier	DE-16757
OID	1.2.36.1.2001.1001.101.103.16757

Definition


Definition	The time period in which either the natural immunity or medical contraindication that prevented vaccination (as denoted in the value of <i>Type</i> data element) took place.
Definition Source	Australian Digital Health Agency
Synonymous Names	
Data Type	TimeInterval

Usage

Examples	Please see Appendix B, Specification Guide for Use for examples and usage information for TimeInterval .
-----------------	--

Relationships

Parents

Data Type	Name	Occurrences (child within parent)
	VACCINE CANCELLATION REASON	0..1

6.9 Vaccine Cancellation Reason Comment

Identification

Label	Comment
Metadata Type	Data Element
Identifier	DE-15595
OID	1.2.36.1.2001.1001.101.103.15595

Definition


Definition	Additional narrative about the conditions preventing the vaccination not captured in other fields.
Definition Source	Australian Digital Health Agency
Synonymous Names	
Data Type	Text

Usage

Examples	Please see Appendix B, Specification Guide for Use for examples and usage information for Text .
-----------------	--

Relationships

Parents

Data Type	Name	Occurrences (child within parent)
	VACCINE CANCELLATION REASON	0..1

6.10 INFORMATION PROVIDER

Identification

Label	INFORMATION PROVIDER
Metadata Type	Data Group
Identifier	DG-10296
OID	1.2.36.1.2001.1001.101.102.10296

Definition


Definition	Details pertinent to the identification of the source of the vaccine cancellation information.
Definition Source	Australian Digital Health Agency
Synonymous Names	
Notes	<p>This does not have to be a person and, in particular, does not have to be a healthcare provider. Types of sources include:</p> <ul style="list-style-type: none"> • the subject of care; • a subject of care agent, e.g. parent, guardian; • the clinician; and • a device or software.

Usage

Conditions of Use	<p>This SHALL NOT be used unless the provider of the information is not the <i>Composer/Author</i> of the enclosing structured document.</p> <p>This is a reuse of the <i>PARTICIPATION</i> data group, which is described in Participation Data Specification [NEHT2011v].</p> <p>The following constraints are additional to those specified in Participation Data Specification [NEHT2011v]. Constraints are explained in Appendix B, Specification Guide for Use.</p> <ul style="list-style-type: none"> • Participation Type SHALL have an implementation-specific value equivalent to "Information Provider". • PERSON OR ORGANISATION OR DEVICE SHALL be instantiated as a PERSON or as a DEVICE.
Conditions of Use Source	Australian Digital Health Agency

Relationships

Parents

Data Type	Name	Occurrences (child within parent)
	VACCINE CANCELLATION REASON	0..1

6.11 SUBJECT

Identification

Label	SUBJECT
Metadata Type	Data Group
Identifier	DG-10296
OID	1.2.36.1.2001.1001.101.102.10296

Definition


Definition	The individual about whom the vaccine cancellation information is being recorded.
Definition Source	Australian Digital Health Agency
Synonymous Names	
Scope	Generally only used when the recorder needs to make it explicit. Otherwise, the subject of the enclosing structured document is assumed.
Scope Source	Australian Digital Health Agency

Usage

Conditions of Use	<p>This SHALL NOT be used unless the subject of the information is not the <i>Subject of Care</i> of the enclosing structured document.</p> <p>This is a reuse of the <i>PARTICIPATION</i> data group, which is described in Participation Data Specification [NEHT2011v].</p> <p>The following constraints are additional to those specified in Participation Data Specification [NEHT2011v]. Constraints are explained in Appendix B, Specification Guide for Use.</p> <ul style="list-style-type: none"> Participation Type SHALL have an implementation-specific value equivalent to "Subject". PERSON OR ORGANISATION OR DEVICE SHALL be instantiated as a PERSON.
Conditions of Use Source	Australian Digital Health Agency

Relationships

Parents

Data Type	Name	Occurrences (child within parent)
	VACCINE CANCELLATION REASON	0..1

6.12 Vaccine Cancellation Reason Instance Identifier

Identification

Label	Vaccine Cancellation Reason Instance Identifier
Metadata Type	Data Element
Identifier	DE-16751
OID	1.2.36.1.2001.1001.101.103.16751

Definition


Definition	A globally unique identifier for each instance of a <i>Vaccine Cancellation Reason</i> evaluation.
Definition Source	Australian Digital Health Agency
Synonymous Names	
Notes	This data element is intended for machine or system use only and hence need not be displayed on documents.
Data Type	UniquelIdentifier

Usage

Examples	Please see Appendix B, Specification Guide for Use for examples and usage information for UniquelIdentifier .
-----------------	---

Relationships

Parents

Data Type	Name	Occurrences (child within parent)
	VACCINE CANCELLATION REASON	0..1

6.13 RELATED INFORMATION

Identification


Label	RELATED INFORMATION
Metadata Type	Data Group
Identifier	DG-16692
OID	1.2.36.1.2001.1001.101.102.16692

Definition


Definition	Information held elsewhere that is relevant to this instance of a data component.
Definition Source	Australian Digital Health Agency
Synonymous Names	
Notes	<p>Items of related information include, but are not limited to, documents, parts of documents, images and web pages.</p> <p>“Elsewhere” includes elsewhere in the same document.</p> <p>1:1 and 1:N relationships between instances of DCMs can be expressed by using one, or more than one, respectively, links. Chains of links can be used to see problem threads or other logical groupings of items.</p> <p>Links are only to be used between instances of DCMs or documents, i.e. between objects representing complete domain concepts. This is because relationships between sub-elements of whole concepts are not necessarily meaningful and may be confusing.</p> <p>When the item of related information is a complete document (including images) or a web page (or part thereof) an appropriate specialisation of the <i>Related Information</i> data group should be used.</p> <p>The document or other data component instance containing the <i>Related Information</i> data group is called the <i>source</i>. The related information is called the <i>target</i>.</p>



Relationships

Parents

Data Type	Name	Occurrences (child within parent)
	VACCINE CANCELLATION REASON	0..*

Children

Data Type	Name	Occurrences
	Link Nature	1..1

Data Type	Name	Occurrences
	Link Role	0..1
	Target	1..1

6.14 Link Nature

Identification

Label	Link Nature
Metadata Type	Data Element
Identifier	DE-16698
OID	1.2.36.1.2001.1001.101.103.16698

Definition


Definition	The general semantic category of the relationship between this instance of this detailed clinical model (DCM), i.e. the source, and the target DCM instance or target document.
Definition Source	Australian Digital Health Agency
Synonymous Names	
Notes	This is one of two attributes that together communicate the semantics of the relationship between the source and target DCMs or document. This attribute is intended to be a coarse-grained category that can be used to enable interoperability between sender and receiver.
Data Type	CodedText
Value Domain	Link Nature Values

Usage

Examples	<ol style="list-style-type: none"> 1) is related to 2) is confirmed by or authorised by 3) is related to the same problem or health issue
-----------------	--

Relationships

Parents

Data Type	Name	Occurrences (child within parent)
	RELATED INFORMATION	1..1

6.15 Link Nature Values

Identification

Label	Link Nature Values
Metadata Type	Value Domain
Identifier	VD-16698
OID	1.2.36.1.2001.1001.101.104.16698
External Identifier	LINK_NATURE

Definition

Definition	Set of values for the general semantic category of the relationship between this instance of this DCM, i.e. the source, and the target DCM instance or target document.
Definition Source	Australian Digital Health Agency

Value Domain


Source	ISO 13606-3:2009	
Permissible Values	The permissible values are those specified in Termlist LINK_NATURE in ISO 13606-3:2009 Health informatics - Electronic health record communication - Part 3: Reference archetypes and term lists [ISO2009a] . They are listed here.	
	LINK-A0, is related to	A generic category for any Link, the details of which will be given by the value of Link Role.
	LINK-B0, is confirmed by or authorised by	The target link contains [an instance of a DCM or document] that acts as the legal or clinical basis for the activity documented in the source [DCM instance], or is a declaration of intent to provide (or not to provide) requested care. This Link is to be used to connect two [DCM instances or DCM and document], as opposed to the inclusion of a corroborating or authorising participant as an identified party within a single [DCM instance or document].
	LINK-C0, is related to the same problem or health issue	The target [instance of a DCM or document] documents health or health care that pertains to the same clinical situation as the source [DCM instance]. One of the two might be defining a problem for which the other is a manifestation, or the relationship might for example be cause and effect, stages in an evolving clinical history, a different interpretation of an observation, a clinical indication or contraindication.
	LINK-D0, is related to the same care plan, act or episode	The source and the target [instances of DCM or documents] are each documenting parts of the same care plan, act or episode. One of the two might be defining the same care plan, act or episode, or both might be related milestones.

LINK-E0, is a related documentation

The target [instance of a DCM or document] is an alternative documentary form of the source [DCM instance], such as re-expression of the same clinical information or additional supplementary explanatory information.

Relationships

Parents

Data Type	Name	Occurrences (child within parent)
	Link Nature	1..1

6.16 Link Role

Identification

Label	Link Role
Metadata Type	Data Element
Identifier	DE-16699
OID	1.2.36.1.2001.1001.101.103.16699

Definition


Definition	The detailed semantic description of the relationship between this instance of this DCM (i.e. the source), and the target DCM instance or target document.
Definition Source	Australian Digital Health Agency
Synonymous Names	
Notes	<p>This is one of two attributes that together communicate the semantics of the relationship between the source and target DCMs. This attribute provides for a specific description of the actual role played by the target in relation to the source.</p> <p>This attribute may be populated from any suitable terminology, and therefore might support human readership better than interoperable automated processing.</p>
Data Type	CodeableText
Value Domain	Link Role Values

Usage

Examples	<ol style="list-style-type: none"> 1) unspecified link 2) suggests 3) endorses 4) evidence for 5) outcome 6) is documented by 7) excerpts
-----------------	--

Relationships

Parents

Data Type	Name	Occurrences (child within parent)
	RELATED INFORMATION	0..1

6.17 Link Role Values

Identification

Label	Link Role Values
Metadata Type	Value Domain
Identifier	VD-16699
OID	1.2.36.1.2001.1001.101.104.16699
External Identifier	LINK_ROLE

Definition

Definition	Set of values for the detailed semantic description of the relationship between this instance of this DCM, i.e. the source, and the target DCM instance or target document.
Definition Source	Australian Digital Health Agency
Context	These values are used within the context of the value of the <i>Link Nature</i> data element. They provide greater specificity and may be selected more for human readership than for interoperable automated processing.
Context Source	Australian Digital Health Agency

Value Domain

Source	ISO 13606-3:2009										
Permissible Values	<p>Values SHOULD be from Termlist LINK_ROLE in ISO 13606-3:2009 [ISO2009a].</p> <p>Values MAY be from any suitable terminology.</p> <p>Some values from Termlist LINK_ROLE in ISO 13606-3:2009 Health informatics - Electronic health record communication - Part 3: Reference archetypes and term lists [ISO2009a] are:</p> <table border="1"> <tr> <td>LINK-A1, unspecified link</td> <td>The term is used when no semantic information is available for this Link in the EHR system from which the EXTRACT has been created.</td> </tr> <tr> <td>LINK-A2, suggests</td> <td>The interpretation expressed in the target component is a possible cause or outcome of the findings documented in the source component.</td> </tr> <tr> <td>LINK-B1, endorses</td> <td>The interpretation expressed in the source component provides confirmatory evidence or a confirmatory opinion of the interpretation expressed in the target component.</td> </tr> <tr> <td>LINK-C3, evidence for</td> <td>The observation or interpretation documented in the source component provides confirmatory evidence of the interpretation expressed in the target component.</td> </tr> <tr> <td>LINK-D1, outcome</td> <td>The clinical situation documented in the target component is the direct outcome of the situation documented in the source component.</td> </tr> </table>	LINK-A1, unspecified link	The term is used when no semantic information is available for this Link in the EHR system from which the EXTRACT has been created.	LINK-A2, suggests	The interpretation expressed in the target component is a possible cause or outcome of the findings documented in the source component.	LINK-B1, endorses	The interpretation expressed in the source component provides confirmatory evidence or a confirmatory opinion of the interpretation expressed in the target component.	LINK-C3, evidence for	The observation or interpretation documented in the source component provides confirmatory evidence of the interpretation expressed in the target component.	LINK-D1, outcome	The clinical situation documented in the target component is the direct outcome of the situation documented in the source component.
LINK-A1, unspecified link	The term is used when no semantic information is available for this Link in the EHR system from which the EXTRACT has been created.										
LINK-A2, suggests	The interpretation expressed in the target component is a possible cause or outcome of the findings documented in the source component.										
LINK-B1, endorses	The interpretation expressed in the source component provides confirmatory evidence or a confirmatory opinion of the interpretation expressed in the target component.										
LINK-C3, evidence for	The observation or interpretation documented in the source component provides confirmatory evidence of the interpretation expressed in the target component.										
LINK-D1, outcome	The clinical situation documented in the target component is the direct outcome of the situation documented in the source component.										


	LINK-E1, documented by	A clinical situation documented in the source component is more formally documented in the target component.
	LINK-E4, excerpts	The source component is an extract (copy) of part or all of the information contained within the target component.

Usage

Conditions of Use	Each of the link terms in LINK_ROLE from ISO 13606-3:2009 is a subcategory of a corresponding term in <i>Link Nature Values</i> , where that correspondence is indicated by the first letter after the code string “LINK-”. For example the term LINK-A1 is a subcategory of term LINK-A0. If a term in this list is used for the <i>Link Role</i> data element, the appropriate corresponding value SHALL be used from <i>Link Nature Values</i> .
Conditions of Use Source	ISO 13606-3:2009

Relationships

Parents

Data Type	Name	Occurrences (child within parent)
	Link Role	1..1

6.18 Target

Identification

Label	Target
Metadata Type	Data Element
Identifier	DE-16700
OID	1.2.36.1.2001.1001.101.103.16700

Definition


Definition	The “linked to” or identified information.
Definition Source	Australian Digital Health Agency
Synonymous Names	
Data Type	Link UniquelIdentifier

Usage

Examples	Please see Appendix B, Specification Guide for Use for examples and usage information for Link , and UniquelIdentifier .
-----------------	--

Relationships

Parents

Data Type	Name	Occurrences (child within parent)
	RELATED INFORMATION	1..1

6.19 Detailed Clinical Model Identifier

Identification

Label	Detailed Clinical Model Identifier
Metadata Type	Data Element
Identifier	DE-16693
OID	1.2.36.1.2001.1001.101.103.16693

Definition


Definition	The Agency OID for the <i>Vaccine Cancellation Reason</i> concept represented by this DCM.
Definition Source	Australian Digital Health Agency
Synonymous Names	
Data Type	UniquelIdentifier

Usage

Conditions of Use	The value of this item is fixed and SHALL be the default value.
Conditions of Use Source	Australian Digital Health Agency
Examples	Please see Appendix B, Specification Guide for Use for examples and usage information for UniquelIdentifier .
Default Value	1.2.36.1.2001.1001.101.102.16748

Relationships

Parents

Data Type	Name	Occurrences (child within parent)
	VACCINE CANCELLATION REASON	1..1

Appendix A. Known Issues

This appendix lists known issues with this specification at the time of publishing. We are working on solutions to these issues and encourage comments to help us develop these solutions.

Reference	Description
Links to external resources	Certain combinations of web browsers and PDF readers have problems opening URL links (usually found in reference sections) that span more than one line.
Data Hierarchies	Only the parts of these detailed clinical models (DCMs) required for current structured content specifications have been mapped to HL7 CDA. Mapping the remaining parts to CDA may reveal inconsistencies in the data hierarchies, requiring normative change.
Information Provider	The constraints have not been updated to align with those in more recent DCMs.

This page is intentionally left blank.

Appendix B. Specification Guide for Use

B.1 Overview

Each detailed clinical model (DCM) and structured content specification (SCS) is designed to be a shared basis for data interpretation. It specifies rigorous business and technical definitions of data that systems may need to share. It is intended to be a logical specification of the data to be persisted within or communicated between systems. It is also the foundation for the compliance, conformance, and declaration process. Our CDA implementation guides are guides to the implementation of HL7 CDA R2 messages based upon these DCMs and SCSs.

Each DCM specifies all of the data components required for any use of a clinical concept; for instance, an entry in a medical record such as a procedure or an imaging test. As such, they are maximal data sets. DCMs are building blocks, which are trimmed to size for use in the construction of SCSs.

Each SCS describes a template of a [Structured Document](#). It specifies the data for a single type of clinical document or information exchange, such as a discharge summary. It is assembled using DCMs that have been constrained to eliminate data components not relevant to the particular context. For example, *Procedure* in a discharge summary uses only some of the data components required by *Procedure* in a specialist report.

B.2 The Structured Content Specification Metamodel

Our metamodel for structured content specifications (see Figure 1) is used to specify the overall structure of a structured content specification. The structure is a tree, so every item in the tree, other than the root node, has a parent node. For an SCS, the root node is a Structured Document. For a DCM, the root node is a Data Group.

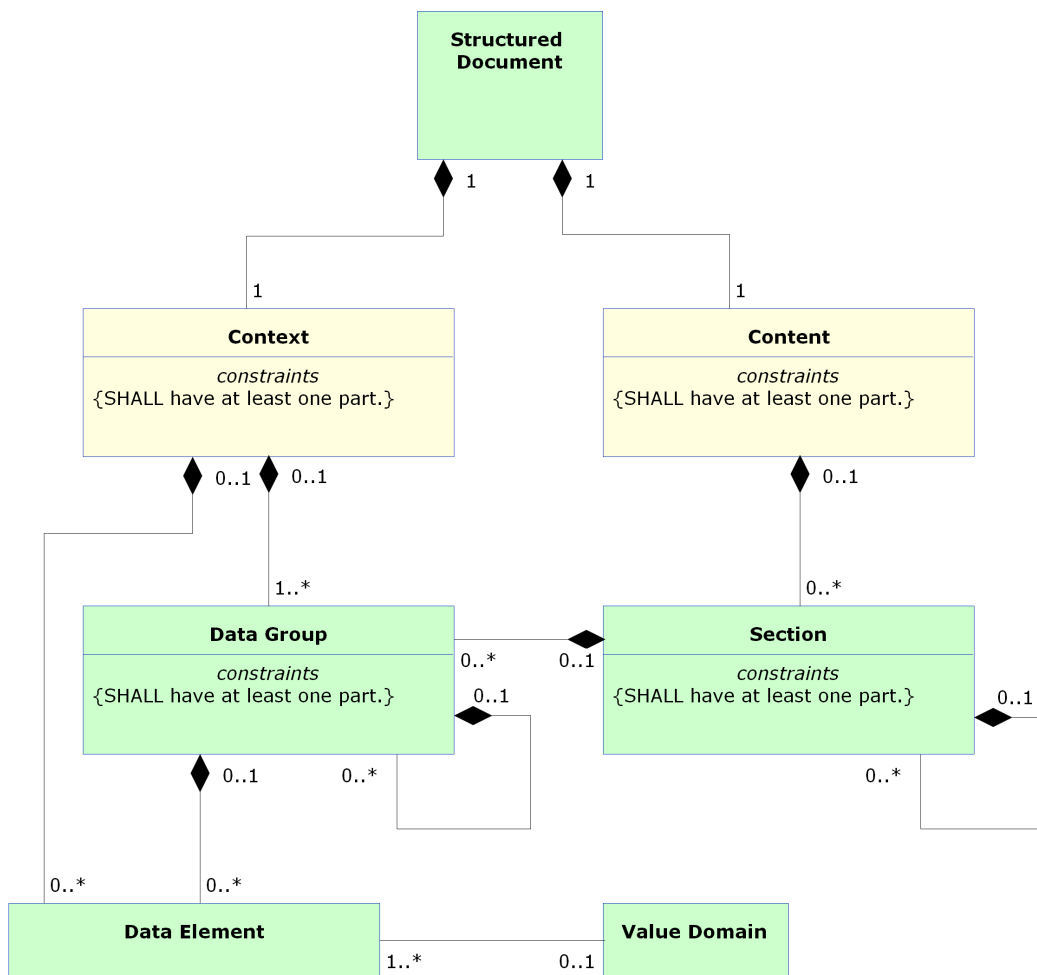


Figure 1: SCS Metamodel

There are two main items used to organise information within an SCS as follows:

Context: This contains information related to the overall context of the document.

Content: This contains information that changes between different SCSs, but is always structured as shown in Figure 1, and consists of the following data components:

- Section
- Data Group
- Data Element
- Value Domain

These data components are described in more detail below.

Structured Document

A structured document is a collection of health information about a subject of care that is relevant to the ongoing care of that person. They are composed of one or more data groups and data elements that are organised into

sections. Examples of structured documents are *Discharge Summary*, *Shared Health Summary*, and *Advance Care Directive Custodian Record*.

Context

The purpose of the context is to identify and classify the document and to provide subjects of care and involved healthcare providers with the information related to the relevant healthcare events.

Content

Content contains a collection of personal information and health information pertinent to a subject of care that is derived from the healthcare event described in the document. The detail is organised into one or more data groups, which are optionally grouped into sections.

Section

A section is composed of data groups, other sections, or both. It is an organising container that cues the reader about expected content. A section organises information in a manner suitable for the primary purpose for which it is collected and provides a way to navigate through the data components within the document, thereby enabling more efficient querying. It is recommended that the section support safe reuse for secondary purposes, e.g. clinical coding or inclusion in a summarised form in an electronic health record. A section is context-specific to the document in which it resides.

Data Group

Each data group is used to represent one concept. A data group consists of other data groups, data elements, or both. Some data groups are reused across DCMs.

Every instance of a data group **SHALL** have at least one child data component instantiated.

Participation

Participation is a special case of a data group that is based on a data group template, which is reused throughout the DCMs and SCSs. Participations are an amalgam of the Actors (see below) operating within a defined healthcare domain and the Roles they are playing within that domain.

A Participant has been defined to align with the concepts of the Agency's [Interoperability Framework \[NEHT2007b\]](#). It equates to an *Entity* that is related to the action described in an SCS as an *Actor*. A Participant can be a human, an organisation, or an IT system.

Our [Participation Data Specification \[NEHT2011v\]](#) defines the full Participation specification.

Choice

Choice represents a selection, to be made at run-time, of a single member from a set of data groups, where the set is defined at design-time, i.e. one and only one member of the set is chosen for each instance of the choice.

For example, at design-time a healthcare provider provides a service, but it is not until run-time that a decision can be made as to whether the provider is a person or an organisation. Hence, when a healthcare provider *Participant* is instantiated, it will contain either an instance of the *Person* data group or an instance of the *Organisation* data group.

Data Element

A data element is the smallest named unit of information in the model that can be assigned a value. For example, *DateTime of Observation* and *Observation Note*. Data elements are bound to data types (see [Data Types Legend](#)). Some data elements are reused in different data groups.

While all data elements are constrained by their data type, some data elements are further constrained by value domains (see [Value Domain](#) below).

Value Domain

A value domain constrains the permissible values for a data element. The values are often a subset of values based on a generic data type.

Value domains are reusable items, therefore the same value domain can be referred to by different data elements in different contexts. Value domains are often specified with reference to a *reference set*. A reference set is a constrained list of SNOMED CT-AU concepts that are appropriate to a particular context or use. Since many of these reference sets have been developed specifically for the context in which they appear, it is recommended that an assessment of fitness for purpose be undertaken before using any of the reference sets in another context.

Value domains constrain either by specifying a lower or upper bound (or both) on the range of permissible values or by specifying a finite set of prescribed values. Such a set of prescribed values can be specified directly within the definition of the data element, or in a separate but associated specification, or else by reference to one or more vocabulary or terminology reference sets. The table below provides some examples of value domains.

Table 1: Value Domain Examples

Data Element	Data Type	Example of Value Domain										
Sex	CodedText	Standards Australia AS 4846 (2006) – Health Care Provider Identification [SA2006a] and Standards Australia AS 5017 (2006) – Health Care Client Identification [SA2006b] derive their values from METeOR 287316, which includes values such as: <table border="1" data-bbox="651 1301 1433 1532"> <thead> <tr> <th>Value</th> <th>Meaning</th> </tr> </thead> <tbody> <tr> <td>1</td> <td>Male</td> </tr> <tr> <td>2</td> <td>Female</td> </tr> <tr> <td>3</td> <td>Intersex or Indeterminate</td> </tr> <tr> <td>9</td> <td>Not Stated/Inadequately Described</td> </tr> </tbody> </table>	Value	Meaning	1	Male	2	Female	3	Intersex or Indeterminate	9	Not Stated/Inadequately Described
Value	Meaning											
1	Male											
2	Female											
3	Intersex or Indeterminate											
9	Not Stated/Inadequately Described											
Diagnosis	CodeableText	A SNOMED CT-AU reference set that references concepts such as “Bronchitis” (Concept ID: 32398004).										
Therapeutic Good Identification	CodeableText	An AMT reference set that references concepts such as “Ibuprofen Blue (Herron) (ibuprofen 200 mg) tablet: film-coated, 1 tablet” (Concept ID: 54363011000036107).										
Individual Pathology Test Result Name	CodeableText	A LOINC subset that references concepts such as “Cholesterol [Moles/volume] in Serum or Plasma” (ID: 14647-2).										






B.3 Icon Legend

These legends describe all icons that are used in the Agency's DCMs and SCSs.

Metadata Types Legend

The following table explains each of the icons used to represent the metadata types within DCMs and SCSs.



Table 2: Metadata Types Legend

Icon	Metadata Types
	Structured Document
	Section
	Data Group
	Participation
	Choice

Data Types Legend

The following table explains each of the icons used to represent the data types bound to each data element in the SCSs. These data types are a profile of the **ISO 21090-2011** data types as specified in [Data Types in NEHTA Specifications: A Profile of the ISO 21090 Specification \[NEHT2010c\]](#).

Table 3: Data Types Legend

Icon	Data type	Explanation
	Any (ISO 21090: ANY)	Use of this icon indicates that instances of the data element can be of any concrete data type. There are no limitations on the data type of the data element. The values that can be required will vary considerably depending on the context. This is an abstract data type that is the basis for all data types and SHOULD NOT be used in an actual implementation.
	Boolean (ISO 21090: BL)	A data type, sometimes called the logical data type, having one of the two values: <i>true</i> and <i>false</i> . Many systems represent true as <i>non-zero</i> (often 1, or -1) and false as <i>zero</i> . Usage/Examples <ul style="list-style-type: none"> An actual value entered by a user might be “yes” or could be chosen by a mouse click on an icon such as <input checked="" type="checkbox"/>.



CodeableText
(ISO 21090: CD)

Coded text *with* exceptions; supports various ways of holding text, both free text and coded text.

Often used to support compliance for early adopters of the structured content specifications.

While it is recommended that the values in this data type come from the bound value domain, it allows other value domains to also be used (with or without translations to the bound value domain) or free text alternatives. This is useful when it is not possible to define an entire value domain for a complex concept (e.g. *Diagnosis*) and when there are competing code sets in existence. Note that within exchange specifications or message profiles this data type **MAY** be constrained to mandate compliance with the bound value domain.

Usage/Examples

- The Australian Institute of Health and Welfare (AIHW) defines a data element concept *Episode of admitted patient care-separation mode* (the status at separation of a subject of care and the place to which they are released). An early adopter could have a similar concept (coded or otherwise) that maps to this data element but does not strictly comply with the AIHW values.
- A SNOMED CT-AU coded/complex expression that embodies single or multiple concepts. The SNOMED CT-AU concepts behind these CodeableText data elements are specified in the structured content specification value domains.



CodedText
(ISO 21090: CD)

Coded text *without* exceptions; text with code mappings. Values in this data type **SHALL** come from the bound value domain, with no exceptions.

Often used for reference sets with only a small number of applicable values, e.g. Gender and Document Status.

Usage/Examples

[Standards Australia AS 5017 \(2006\) – Health Care Client Identification \[SA2006b\]](#) specifies the following value domain representing a type of address:

Value	Meaning
1	Business
2	Mailing or Postal
3	Temporary Accommodation
4	Residential (permanent)
9	Not Stated/Unknown/Inadequately Described



DateTime
(ISO 21090: TS)






A single date, optionally with a time of day.

Has the ability to indicate a level of precision, but not whether the date or time is estimated. Cannot represent a time alone.

String representations of known dates **SHALL** conform to the format within the **ISO 21090-2011** standard without the use of extensions, i.e. YYYY[MM[DD[HH[MM[SS[U[U[U[U]]]]]]]]][+|-ZZzz].

Usage/Examples

- Partial dates: 2008, 20081001.
- To indicate 1:20 pm on May the 31st, 1999 for a time zone that is 10 hours ahead of Coordinated Universal Time (UTC): 19990531132000+1000.

	<p>Duration (ISO 21090: PQ.TIME)</p>	<p>The period of time during which something continues. Consists of a value and a unit that represents the time value, e.g. hours, months. Compound durations are not allowed, e.g. 10 days 3 weeks 5 hours.</p>
Usage/Examples		
<ul style="list-style-type: none"> • 3 hours • 6 months • 1 year 		
	<p>EncapsulatedData (ISO 21090: ED)</p>	<p>Data that is primarily intended for human interpretation or for further machine processing outside the scope of this specification. This includes unformatted or formatted written language, multimedia data, or structured information as defined by a different standard (e.g. XML signatures).</p>
Usage/Examples		
<ul style="list-style-type: none"> • JPEG images • HTML documents • [RFC1521] MIME types 		
	<p>Integer (ISO 21090: INT)</p>	<p>The mathematical data type comprising the exact integral values.</p>
Usage/Examples		
<ul style="list-style-type: none"> • 1 • -50 • 125 		
	<p>Link (ISO 21090: TEL)</p>	<p>A general link, reference or pointer to an object, data or application that exists logically or is stored electronically in a computer system.</p>
Usage/Examples		
<ul style="list-style-type: none"> • URL (Uniform Resource Locator) – the World Wide Web address of a site on the internet, such as the URL for the Google internet search engine – <i>http://www.google.com</i>. • An absolute or relative path within a file or directory structure – e.g. in the Windows operating system, the “link” or absolute path to a particular letter could be <i>C:\Documents and Settings\GuestUser\MyDocuments\letter.doc</i> 		
	<p>Quantity (ISO 21090: PQ)</p>	<p>A magnitude value with a unit of measurement.</p>
<p>This is used for recording many real world measurements and observations. As the default unit of measure is 1, even counts of items can be recorded with <i>Quantity</i>.</p>		
Usage/Examples		
<ul style="list-style-type: none"> • 100 centimetres • 25.5 grams • 3 per month 		

	<p>QuantityRange (ISO 21090: IVL)</p>	<p>A range of <i>Quantity</i> values.</p> <p>It may be identified using a combination of an optional minimum <i>Quantity</i> and an optional maximum <i>Quantity</i> (i.e. lower and upper bounds).</p> <p>This is typically used for defining the valid range of values for a particular measurement or observation. Unbounded quantity ranges can be identified by not including a minimum or a maximum <i>Quantity</i> value.</p>
Usage/Examples		
<ul style="list-style-type: none"> • -20 to 100 Celsius • 30-50 mg • >10 kg • 2-3 hours 		
	<p>QuantityRatio (ISO 21090: RTO)</p>	<p>A relative magnitude of two <i>Quantity</i> values.</p> <p>Usually recorded as numerator and denominator.</p>
Usage/Examples		
<ul style="list-style-type: none"> • 25 mg / 500 ml • 200 mmol per litre 		
	<p>Real (ISO 21090: REAL)</p>	<p>A computational approximation to the standard mathematical concept of real numbers.</p> <p>These are often called floating-point numbers.</p>
Usage/Examples		
<ul style="list-style-type: none"> • 1.075 • -325.1 • 3.14157 		
	<p>Text (ISO 21090: ST)</p>	<p>A character string (with optional language) containing any combination of alpha, numeric, or symbols from the Unicode character set. Also referred to as <i>free text</i>.</p> <p>Usage/Examples</p> <p>“The patient is a 37 year old man who was referred for cardiac evaluation after complaining of occasional palpitations, racing heart beats and occasional dizziness.”</p>
	<p>TimeInterval (ISO 21090:IVL)</p>	<p>An interval in time.</p> <p>It is identified using a combination of an optional start <i>DateTime</i>, an optional end <i>DateTime</i>, and an optional <i>Duration</i>.</p>
Usage/Examples		
<ul style="list-style-type: none"> • 20080101+1000 - 20081231+1000 • 200801010130+1000 - 200801011800+1000 • 200801010130+1000, duration=16.5 hours 		



UniquelIdentifier A unique value used to identify a physical or virtual object or concept.

(ISO 21090: II)

In using this data type, the attributes of the UniquelIdentifier data type **SHOULD** be populated from the identifiers as defined in [AS 4846 \(2006\) – Health Care Provider Identification \[SA2006a\]](#) and [AS 5017 \(2006\) – Health Care Client Identification \[SA2006b\]](#) as follows:

- *root*: a globally unique object identifier that identifies the combination of geographic area, issuer and type. If no such globally unique object identifier exists, it **SHALL** be created.
- *extension*: a unique identifier within the scope of the root that is directly equivalent to the identifier designation element.
- *identifierName*: a human readable name for the namespace represented by the root that is populated with the issuer or identifier type values, or a concatenation of both, as appropriate. The content of this attribute is not intended for machine processing and **SHOULD NOT** be used for that purpose.
- *identifierScope*: the geographic span or coverage that applies to or constrains the identifier. It is directly equivalent to the geographic area element. The content of this attribute is not intended for machine processing and **SHOULD NOT** be used as such.

Also, the following constraints apply on the UniquelIdentifier data type:

- 1) The *root* attribute **SHALL** be used.
- 2) For an Entity Identifier, the *root* attribute **SHALL** be an OID that consists of a node in a hierarchically assigned namespace, formally defined using the ITU-T's ASN.1 standard.
- 3) For an Entity Identifier, the *root* attribute **SHALL NOT** be a UUID.
- 4) The *extension* attribute **SHALL** be used.

Usage/Examples

Australian health identifiers (e.g. IHI, HPI-I and HPI-O) and patient hospital medical record numbers are examples of identifiers that may be carried by data elements of this data type.

Keywords Legend

Where used in this document and in DCMs and SCSs, the keywords **SHALL**, **SHOULD**, **MAY**, **SHALL NOT** and **SHOULD NOT** are to be interpreted as described in [Key Words for Use in RFCs to Indicate Requirement Levels \[RFC2119\]](#). Our specifications use the terms **SHALL** in place of “MUST” and **SHALL NOT** in place of “MUST NOT”. The key word definitions in RFC 2119, adjusted to remove the key words not used in the Agency specifications, are presented in the following table.

Table 4: Keywords Legend

Keyword	Definition
SHALL	This word means that the statement is an absolute requirement of the specification.
SHOULD	This word means that there may exist valid reasons in particular circumstances to ignore a particular data component, but the full implications must be understood and carefully weighed before choosing a different course.

MAY	This word means that a data component is truly optional. One implementer may choose to include the data component because a particular implementation requires it, or because the implementer determines that it enhances the implementation, while another implementer may omit the same data component. An implementation that does not include a particular option shall be prepared to interoperate with another implementation that does include the option, perhaps with reduced functionality. In the same vein, an implementation that does include a particular option shall be prepared to interoperate with another implementation that does not include the option (except of course, for the feature the option provides).
SHALL NOT	This phrase means that the statement is an absolute prohibition of the specification.
SHOULD NOT	This phrase means that there may exist valid reasons in particular circumstances when the particular behaviour is acceptable or even useful, but the full implications should be understood and the case carefully weighed before implementing any behaviour described with this label.

Obligation Legend

In DCMs and SCSs obligations on a data component specify whether or not it **SHALL** be populated in the logical record architecture of a message. We intend that all data components that are not **PROHIBITED** will be implemented.

Obligations in statements about values specify whether or not certain values are permitted.

Implementation guides specify the rules and formats for implementing and populating data components in specific messaging formats.

The following table defines the obligations.

Table 5: Obligations Legend

Keyword	Interpretation
ESSENTIAL	<p>Indicates that the data component is considered a mandatory item of information and SHALL be populated.</p> <p>Usage/Examples:</p> <p>The Participant data component for a Subject of Care SHALL include an Entity Identifier data component in order to hold the IHI.</p>
OPTIONAL	<p>Indicates that the data component is not considered a mandatory item of information and MAY be populated.</p> <p>Usage/Examples:</p> <p>Such data components will be implemented, only inclusion and population are optional.</p> <p>This is only needed when a DCM incorrectly asserts that a data component is ESSENTIAL. It will be used with a note stating that the DCM needs revision.</p>
PROHIBITED	<p>On a data component this indicates that the data component is considered a forbidden item of information and SHALL NOT be included.</p> <p>In a statement about values this indicates that the use of the specified values is considered forbidden and they SHALL NOT be used.</p> <p>Usage/Examples:</p> <p>Within a Participation data group depicting a Subject of Care, the Participation Healthcare Role SHALL NOT be populated.</p>

CONDITIONAL Indicates that a data component is considered **ESSENTIAL** only on satisfaction of a given condition. Individual data components specify the obligation of the data component when the condition is not met.

When a condition is met, the data component is considered to be **ESSENTIAL** and **SHALL** be populated.

When a condition is not met, the data component may be considered **PROHIBITED**, or the data component may be considered **OPTIONAL**.

Usage/Examples:

Within a Pathology Result Report, the *Specimen Detail* data group is **ESSENTIAL** if the requested test is to be performed on a specimen; otherwise it **SHALL NOT** be included.

Obligations follow the usual scope rules: where **ESSENTIAL** child data components are contained within **OPTIONAL** parent data components, the child data components **SHALL NOT** be included when the parent is not included.

B.4 Exceptional Values

Occasionally a data element will have an exceptional value: an abnormal value (i.e. the value cannot be described using the expected set of values) or an absent value (i.e. no value is provided). Some abnormal values are only relevant to data elements of certain data types (e.g. positive infinity is relevant to numbers but not Booleans).

Unless otherwise specified, all data elements are permitted to have exceptional values. Constraints on the use of exceptional values are contained in the [Exceptional Values row](#) of the Usage section, except for instances of [Participation](#), when they are in the [Conditions of Use row](#). The most common statements constraining exceptional values are:

- Absent values are **PROHIBITED**.
- Abnormal values are **PROHIBITED**.

The commonly used implementation specifications ISO 21090 and HL7 CDA R2 use *nullFlavor* to manage abnormal and absent values.

The following table provides a classification of *nullFlavor* values as abnormal or absent.

Table 6: Classification of ISO 21090 nullFlavor values as absent or abnormal

Level	Code	Term	Abnormal	Absent
1	NI	No information		Absent
2	INV	Invalid	Abnormal	
3	OTH	Other	Abnormal	
4	PINF	Positive infinity	Abnormal	
4	NINF	Negative infinity	Abnormal	
3	UNC	Unencoded	Abnormal	
3	DER	Derived	Abnormal	
2	UNK	Unknown		Absent
3	ASKU	Asked but unknown		Absent
4	NAV	Temporarily unavailable		Absent
3	NASK	Not asked		Absent
3	QS	Sufficient quantity	Abnormal	

Level	Code	Term	Abnormal	Absent
3	TRC	Trace	Abnormal	
2	MSK	Masked		Absent
2	NA	Not applicable		Absent

B.5 Information Model Specification Parts Legends

This section illustrates the format and parts used to define each section, data group and data element within the Agency’s DCMs and SCSs, and identifies when each part is applicable.

Chapter Name

Each section, data group, data element, value domain or choice has its own eponymous chapter. The chapter name is used in all data hierarchies.

Identification Section Legend

The following table illustrates the layout of the Identification section and describes the various parts of the section.

Table 7: Identification Section Legend

Label	A suggested display name for the data component.
Metadata Type	The type of the data component, e.g. section, data group or data element.
Identifier	An Agency-assigned internal identifier of the data component. Note that if one data component is used twice (e.g. <i>Therapeutic Good Identification</i> is used in both <i>Medication Instruction</i> and <i>Medication Action</i>), both uses of the data component will have the same identifier. A data component identifier identifies a data component, not a use of a data component.
OID	An object identifier equivalent to the data component identifier.
External Identifier	An identifier of the concept represented by the data component that is assigned by an organisation other than the Agency.

Definition Section Legend

The following table illustrates the layout of the Definition section and describes the various parts of the section.

Table 8: Definition Section Legend

Definition	The meaning, description or explanation of the data component. For data groups used in a particular context, the definition MAY be a refinement of the generic data group definition.
Definition Source	The authoritative source for the Definition statement.
Synonymous Names	A list of any names the data component may also be known as.

Scope	Implementers may prefer to use synonymous names to refer to the data component in specific contexts.
	Situations in which the data component may be used, including the Scope circumstances where specified data are required or recommended.
Scope Source	For example, Medication Instruction (data group) has a scope that includes all prescribable therapeutic goods, both medicines and non-medicines.
	This item is not relevant to data elements or value domains.
Context	The authoritative source for the Scope statement.
	The environment in which the data component is meaningful, i.e. the circumstance, purpose and perspective under which this data component is defined or used.
Assumptions	For example, Street Name has a context of Address.
	This item is applicable only to data elements.
Assumptions Source	Suppositions and notions used in defining the data component.
	The authoritative source for the Assumptions statement.
Notes	Informative text that further describes the data component, or assists in the understanding of how the data component can be used.
Data Type	The data type (or data types) of the data element, e.g. DateTime or Text.
	The valid data types are specified in the Data Types Legend .
Value Domain	This item is applicable only to data elements.
	The name of the Value Domain used to define the range of values of the data element, or a statement describing what values to use in the absence of a defined value domain for the related data element.
	The statement is:
	<p>In the absence of national standard code sets, the code sets used SHALL be registered code sets, i.e. registered through the HL7 code set registration procedure with an appropriate object identifier (OID), and SHALL be publicly available.</p> <p>When national standard code sets become available, they SHALL be used and the non-standard code sets SHALL be deprecated.</p>
	This item is applicable only to data elements with data type CodedText or CodeableText.

Data Hierarchy

The top-level data components (a Structured Document in an SCS or Data Groups in a DCM) contain a data hierarchy. Each row contains information about a single data component. The entries are nested to represent inclusion of one data component in another. Each entry contains at least three occupied cells. The left-most cell contains an icon to indicate the entry's data type. The next cell to the right contains the label of the data component (if the label is different from the name, the name is displayed in brackets after the label). The next cell to the right contains the multiplicity range for the data component.

If a row is shaded grey, this indicates that the data component **SHOULD NOT** be used. This will be because analysis of requirements either did not find reasons to use it or found reasons to not use it.

If the text in a row is in a ~~strike-through~~ font and the multiplicity is 0..0, this indicates that the data component **SHALL NOT** be used. This will be because analysis of requirements found reasons to prohibit the use of it.

In some documents the right-hand side of the data hierarchy contains one or more columns under the heading “Core Requirement”. Each column contains information for one document exchange scenario. A cell that is empty indicates that the data component on that row is **OPTIONAL** to implement. That is, software that creates documents made in conformance with this specification **MAY** exclude the data component, and software that reads documents made in conformance with this specification **MAY** ignore the data component. All other data components **SHALL** be implemented.















Sample SCS Data Hierarchy



Note

Items below whose text is lighter (mid-blue and mid-grey) are technical identifiers whose purpose is to facilitate interoperability, sharing of data and secondary use. Typically, such identifiers will be generated internally by systems and not displayed to users since they rarely have clinical significance.

Items below with a grey background are data components that are included in the relevant detailed clinical model specification, but whose use is discouraged in this particular scenario.

 SPECIALIST LETTER			
CONTEXT			
		SUBJECT OF CARE	1..1
		DOCUMENT AUTHOR	1..1
		ENCOUNTER	1..1
		DateTime Subject of Care Seen (DateTime Health Event Started)	1..1
		DateTime Health Event Ended	0..0
		HEALTHCARE FACILITY	0..0
		Document Instance Identifier	0..1
		RELATED INFORMATION	0..0
		Document Type	1..1
CONTENT			
		RESPONSE DETAILS	1..1
		Diagnosis (PROBLEM/DIAGNOSIS)	0..*
		 Diagnosis Name (Problem/Diagnosis Identification)	1..1
		 Clinical Description	0..0
	and more		

Value Domain Section Legend

The following table illustrates the layout of the Value Domain section and describes the various parts of the section.

Table 9: Value Domain Section Legend

Source	The name of the terminology or vocabulary from which the value domain's permissible values are sourced, e.g. SNOMED CT-AU, LOINC.
Version Number	Version number of the value domain source.
Permissible Values	A specification of the permissible values in the value domain. This may be a list of codes. (Each code is typically presented as a triple with code values, text equivalent, and description) for example: 1, Registered No result yet available. This may be a conformance statement (e.g. "The permissible values are the members of the following seven AMT reference sets: ...").

Usage Section Legend

The following table illustrates the layout of the Usage section and describes the various parts of the section.

Table 10: Usage Section Legend

Examples	Sample values for the data element, with or without notes about sample values. Where a data element has an associated value domain, examples representative of that domain are used where possible. Where the value domain is yet to be determined, indicative examples are provided. Implementation guides may contain specific examples of how data elements may be populated and how they relate to each other. This item is applicable only to data elements.
Conditions of Use	Prerequisites, provisos or restrictions for use of the data component.
Conditions of Use Source	The authoritative source for the Conditions of Use statement.
Misuse	Incorrect, inappropriate or wrong uses of the data component.
Default Value	A common denomination, or at least a usable denomination, from the Value Domain where available or applicable, typically assigned at the creation of an instance of the data component.
Exceptional Values	A statement of limitations on the use of exceptional values, see Exceptional Values . Unless otherwise specified, all data elements are permitted to have exceptional values. The most common statements constraining exceptional values are: <ul style="list-style-type: none"> Abnormal values are PROHIBITED. Absent values are PROHIBITED. This item is applicable only to data elements.

Relationships Section Legend

The Relationships section specifies the cardinality between parent and child data components.

The following table illustrates the layout of the Parent relationships table. Note that the occurrences in the relationships described by this table are from the parent to the child data component, i.e. from the data component listed in the table to the data component described by the section.

Table 11: Parent Legend

Data Type	Name	Occurrences (child within parent)
The icon illustrating the metadata type or data type.	Parent Data Component Name	The minimum and maximum number of instances of the data component described on this page that SHALL occur.

The following table illustrates the layout of the Children relationships table.

Table 12: Children Legend

Data Type	Name	Occurrences
The icon illustrating the metadata type or data type.	Child Data Component Name	The minimum and maximum number of instances of the data component described on this page that SHALL occur.

Appendix C. Change History

A summary of changes from one document version to the next. Changes to the change history are excluded.

C.1 Changes Since Version 1.1 - 18 December 2015

Generic changes

Various changes to rebrand the document from the National E-Health Transition Authority (NEHTA) to the Australian Digital Health Agency (the Agency):

- Definition Source, Scope Source, Context Source, Condition of Use Source and Value Domain Source updated from “NEHTA” to “Australian Digital Health Agency”;
- references to “National E-Health Transition Authority” and “NEHTA” have been replaced with references to the “Australian Digital Health Agency” and “the Agency” respectively; and
- all NEHTA URLs have been updated to redirect to the Agency website.

Preliminary Pages

Document Information section has been changed to include the latest release details.

Chapter 1 Introduction

Various editorial changes to presentation and wording, including replacing the expression “PCEHR” with “My Health Record”.

Chapter 2 ACD Custodian Entry Detailed Clinical Model

Rebranding changes.

Chapter 3 Australian Organ Donor Register Entry Detailed Clinical Model

Rebranding changes.

In 3.4 Australian Organ Donor Register Entry, the unused acronym AODR was removed.

Chapter 4 Medicare/DVA Funded Service Detailed Clinical Model

Rebranding changes including replacing the expression “PCEHR” with “My Health Record”.

Chapter 5 Pharmaceutical Benefit Item Detailed Clinical Model

Rebranding changes including replacing the expression “PCEHR” with “My Health Record”.

Chapter 6 Vaccine Cancellation Reason Detailed Clinical Model

Rebranding changes.

Appendix A. Known Issues

Various changes.

Appendix B. Specification Guide for Use

Various editorial changes.

Renamed the section B.4 “Abnormal and Absent Values” to “Exceptional Values” and updated explanatory text throughout accordingly.

Reference List

- [ABS2009] Australian Bureau of Statistics, 25 June 2009, *1220.0 - ANZSCO - Australian and New Zealand Standard Classification of Occupations, First Edition, Revision 1*, accessed 28 August 2013.
<http://www.abs.gov.au/AUSSTATS/abs@.nsf/allprimarymainfeatures/-E8A05691E35F4376CA257B9500138A52?opendocument>
- [ISO2009a] International Organization for Standardization, 14 Jan 2009, *ISO 13606-3:2009 Health informatics - Electronic health record communication - Part 3: Reference archetypes and term lists*, Edition 1 (Monolingual), accessed 24 June 2015.
<https://infostore.saiglobal.com/store/Details.aspx?ProductID=1092099>
- [NEHT2007b] National E-Health Transition Authority, 17 August 2007, *Interoperability Framework*, Version 2.0, accessed 11 July 2016.
<http://www.digitalhealth.gov.au/implementation-resources/ehealth-foundations/EP-1144-2007/-NEHTA-1146-2007>
- [NEHT2010c] National E-Health Transition Authority, September 2010, *Data Types in NEHTA Specifications: A Profile of the ISO 21090 Specification*, Version 1.0, accessed 11 July 2016.
<https://www.digitalhealth.gov.au/implementation-resources/clinical-documents/EP-1135-2010/-NEHTA-1136-2010>
- [NEHT2011v] National E-Health Transition Authority, 20 July 2011, *Participation Data Specification*, Version 3.2, accessed 11 Jul 2016.
<https://www.digitalhealth.gov.au/implementation-resources/clinical-documents/EP-1224-2011/-NEHTA-0794-2011>
- [RFC1521] Network Working Group, 1993, *RFC1521 - MIME (Multipurpose Internet Mail Extensions) Part One*, accessed 17 July 2014.
<http://www.faqs.org/rfcs/rfc1521.html>
- [RFC2119] Network Working Group, 1997, *Key Words for Use in RFCs to Indicate Requirement Levels*, accessed 29 October 2015.
<https://tools.ietf.org/html/rfc2119>
- [SA2006a] Standards Australia, 2006, *AS 4846 (2006) – Health Care Provider Identification*, accessed 17 July 2014.
<http://infostore.saiglobal.com/store/Details.aspx?ProductID=318554>
- [SA2006b] Standards Australia, 2006, *AS 5017 (2006) – Health Care Client Identification*, accessed 17 July 2014.
<http://infostore.saiglobal.com/store/Details.aspx?ProductID=320426>
- [WALJ2005a] Walker et al., January 2005, *The Value Of Health Care Information Exchange And Interoperability*, *Health Affairs*, 2005, accessed 17 July 2014.
<http://content.healthaffairs.org/content/early/2005/01/19/hlthaff.w5.10.short>

This page is intentionally left blank.

Index

A

ACD CUSTODIAN ENTRY, 5
ACD Custodian Entry Instance Identifier, 10
AUSTRALIAN ORGAN DONOR REGISTER ENTRY, 23
Australian Organ Donor Register Entry Instance Identifier, 41

B

Bone Tissue Indicator, 29
Brand, 87

C

Comment, 116

D

Data Element
ACD Custodian Entry Instance Identifier, 10
Australian Organ Donor Register Entry Instance Identifier, 41
Bone Tissue Indicator, 29
Date of Initial Registration, 25
Date of Prescribing, 91
Date of Service, 57
Date of Supply, 90
DE-10145, 92
DE-10169, 93
DE-15595, 116
DE-16062, 83
DE-16636, 41
DE-16640, 57
DE-16641, 58
DE-16642, 60
DE-16655, 25
DE-16657, 26
DE-16661, 29
DE-16662, 30
DE-16663, 31
DE-16664, 32
DE-16665, 33
DE-16666, 34
DE-16667, 35
DE-16668, 36
DE-16669, 37
DE-16675, 85
DE-16676, 88
DE-16677, 89
DE-16678, 90
DE-16679, 91
DE-16691, 10
DE-16693, 20, 51, 78, 107, 130
DE-16698, 13, 44, 71, 100, 123
DE-16699, 16, 47, 74, 103, 126
DE-16700, 19, 50, 77, 106, 129
DE-16703, 87
DE-16746, 68

DE-16747, 97
DE-16751, 120
DE-16756, 113
DE-16757, 115
Detailed Clinical Model Identifier, 20, 51, 78, 107, 130
Donation Decision, 26
Eye Tissue Indicator, 30
Heart Indicator, 31
Heart Valve Indicator, 32
Kidney Indicator, 33
Link Nature, 13, 44, 71, 100, 123
Link Role, 16, 47, 74, 103, 126
Liver Indicator, 34
Lungs Indicator, 35
Medicare MBS/DVA Item, 58
Medicare/DVA Funded Service Instance Identifier, 68
Number of Repeats, 93
Pancreas Indicator, 36
PBS/RPBS Item Code, 83
PBS/RPBS Manufacturer Code, 85
Pharmaceutical Benefit Item Instance Identifier, 97
Pharmaceutical Item Brand, 87
Pharmaceutical Item Form and Strength, 89
Pharmaceutical Item Generic Name, 88
Quantity, 92
Service in Hospital Indicator, 60
Skin Tissue Indicator, 37
Target, 19, 50, 77, 106, 129
Vaccine Cancellation Reason Comment, 116
Vaccine Cancellation Reason Instance Identifier, 120
Vaccine Cancellation Reason Period, 115
Vaccine Cancellation Reason Type, 113
Data Group
ACD CUSTODIAN ENTRY, 5
AUSTRALIAN ORGAN DONOR REGISTER ENTRY, 23
DG-10296, 6, 8, 38, 40, 61, 63, 65, 67, 94, 96, 117, 119
DG-16639, 55
DG-16652, 23
DG-16660, 27
DG-16674, 81
DG-16690, 5
DG-16692, 11, 42, 69, 98, 121
DG-16748, 111
INFORMATION PROVIDER, 6, 38, 65, 94, 117
MEDICARE/DVA FUNDED SERVICE, 55
ORGAN AND TISSUE DONATION DETAILS, 27
PHARMACEUTICAL BENEFIT ITEM, 81
RELATED INFORMATION, 11, 42, 69, 98, 121
SERVICE PROVIDER, 63
SERVICE REQUESTER, 61
SUBJECT, 8, 40, 67, 96, 119
VACCINE CANCELLATION REASON, 111
Date of Initial Registration, 25
Date of Prescribing, 91
Date of Service, 57

Date of Supply, 90
Detailed Clinical Model Identifier, 20, 51, 78, 107, 130
Donation Decision, 26

E

Eye Tissue Indicator, 30

H

Heart Indicator, 31
Heart Valve Indicator, 32

I

INFORMATION PROVIDER, 6, 38, 65, 94, 117
Item Form and Strength, 89
Item Generic Name, 88

K

Kidney Indicator, 33

L

Link Nature, 13, 44, 71, 100, 123
Link Nature Values, 14, 45, 72, 101, 124
Link Role, 16, 47, 74, 103, 126
Link Role Values, 17, 48, 75, 104, 127
Liver Indicator, 34
Lungs Indicator, 35

M

Medicare MBS/DVA Item, 58
Medicare MBS/DVA Item Values, 59
MEDICARE/DVA FUNDED SERVICE, 55
Medicare/DVA Funded Service Instance Identifier, 68

N

Number of Repeats, 93

O

ORGAN AND TISSUE DONATION DETAILS, 27

P

Pancreas Indicator, 36
PBS/RPBS Item Code, 83
PBS/RPBS Item Code Values, 84
PBS/RPBS Manufacturer Code, 85
PBS/RPBS Manufacturer Code Values, 86
Period, 115
PHARMACEUTICAL BENEFIT ITEM, 81
Pharmaceutical Benefit Item Instance Identifier, 97
Pharmaceutical Item Brand, 87
Pharmaceutical Item Form and Strength, 89
Pharmaceutical Item Generic Name, 88

Q

Quantity, 92

R

RELATED INFORMATION, 11, 42, 69, 98, 121

S

Service in Hospital Indicator, 60
SERVICE PROVIDER, 63
SERVICE REQUESTER, 61
Skin Tissue Indicator, 37
SUBJECT, 8, 40, 67, 96, 119

T

Target, 19, 50, 77, 106, 129
Type, 113

V

VACCINE CANCELLATION REASON, 111
Vaccine Cancellation Reason Comment, 116
Vaccine Cancellation Reason Instance Identifier, 120
Vaccine Cancellation Reason Period, 115
Vaccine Cancellation Reason Type, 113
Vaccine Cancellation Reason Type Values, 114
Value Domain
 Link Nature Values, 14, 45, 72, 101, 124
 Link Role Values, 17, 48, 75, 104, 127
 Medicare MBS/DVA Item Values, 59
 PBS/RPBS Item Code Values, 84
 PBS/RPBS Manufacturer Code Values, 86
 Vaccine Cancellation Reason Type Values, 114
VD-16641, 59
VD-16645, 84
VD-16647, 86
VD-16698, 14, 45, 72, 101, 124
VD-16699, 17, 48, 75, 104, 127
VD-16755, 114