



**Medicare/DVA Benefits Report
CDA Implementation Guide
Version 1.1.1**

29 January 2015

Approved for external use

Document ID: NEHTA-1712:2015

National E-Health Transition Authority Ltd

Level 25
56 Pitt Street
Sydney NSW 2000
Australia
www.nehta.gov.au

Disclaimer

The National E-Health Transition Authority Ltd (NEHTA) makes the information and other material ('Information') in this document available in good faith but without any representation or warranty as to its accuracy or completeness. NEHTA cannot accept any responsibility for the consequences of any use of the Information. As the Information is of a general nature only, it is up to any person using or relying on the Information to ensure that it is accurate, complete and suitable for the circumstances of its use.

Document Control

This document is maintained in electronic form and is uncontrolled in printed form. It is the responsibility of the user to verify that this copy is the latest revision.

Copyright © 2015 National E-Health Transition Authority Ltd

This document contains information which is protected by copyright. All Rights Reserved. No part of this work may be reproduced or used in any form or by any means—graphic, electronic, or mechanical, including photocopying, recording, taping, or information storage and retrieval systems—without the permission of NEHTA. All copies of this document must include the copyright and other information contained on this page.

Document Information

Key information

Owner	Head of Delivery
Contact for enquiries	NEHTA Help Centre
	t: 1300 901 001
	e: help@nehta.gov.au

Product version history

Product version	Date	Release comments
1.0	30 Apr 2012	Limited Release - For Consultation.
1.1	19 Jun 2012	Limited Release - For Consultation.
1.1.1	29 Jan 2015	Initial public release. Publication version. This version of the specification includes typographical, stylistic, and editorial corrections. Changes to the Data Hierarchy in this specification are to explicitly identify technical identifiers. A detailed list of changes can be provided upon request.

Related documents

Name	Version/Release Date
Medicare/DVA Benefits Report Structured Content Specification	Version 1.1.1, Issued 29 January 2015
CDA Rendering Specification	Version 1.0, Issued 07 March 2012
Participation Data Specification	Version 3.2, Issued 20 July 2011

This page is intentionally left blank.

Acknowledgements

Council of Australian Governments

The National E-Health Transition Authority is jointly funded by the Australian Government and all State and Territory Governments.

Regenstrief Institute (LOINC)

This material contains content from LOINC[®] (<http://loinc.org>). The LOINC table, LOINC codes, and LOINC panels and forms file are copyright © 1995-2014, Regenstrief Institute, Inc. and the Logical Observation Identifiers Names and Codes (LOINC) Committee and available at no cost under the license at <https://loinc.org/terms-of-use/>.

IHTSDO (SNOMED CT)

This material includes SNOMED Clinical Terms[®] (SNOMED CT[®]) which is used by permission of the International Health Terminology Standards Development Organisation (IHTSDO). All rights reserved. SNOMED CT[®], was originally created by The College of American Pathologists.

“SNOMED” and “SNOMED CT” are registered trademarks of the IHTSDO, (<http://www.ihtsdo.org/>).

HL7 International

This document includes excerpts of HL7[®] International standards and other HL7 International material. HL7 International is the publisher and holder of copyright in the excerpts. The publication, reproduction and use of such excerpts is governed by the HL7 IP Policy (see <http://www.hl7.org/legal/ippolicy.cfm>) and the HL7 International License Agreement.

This page is intentionally left blank.

Table of Contents

1. Introduction	1
1.1. Document Purpose and Scope	1
1.2. Medicare/DVA Benefits Report Definition	1
1.3. HL7 Clinical Document Architecture	1
1.4. Intended Audience	2
1.5. Document Map	2
1.6. Acronyms	3
1.7. Keywords	3
1.8. Conformance	4
1.9. Known Issues	5
2. Guide for Use	7
2.1. Clinical Document Architecture Release 2	7
2.2. Mapping Interpretation	9
2.3. CDA Extensions	20
2.4. W3C XML Schema	21
2.5. Schematron	22
2.6. Implementation Strategies	23
3. Medicare/DVA Benefits Report Data Hierarchy	25
4. Administrative Observations	27
5. CDA Header	31
5.1. ClinicalDocument	31
5.1.1. Custodian	36
6. Context Data Specification - CDA Mapping	41
6.1. MEDICARE/DVA BENEFITS REPORT	41
6.1.1. DOCUMENT AUTHOR	45
6.1.2. SUBJECT OF CARE	50
7. Content Data Specification - CDA Mapping	69
7.1. MEDICARE/DVA BENEFITS REPORT	69
7.1.1. MEDICARE/DVA FUNDED SERVICES	73
7.1.1.1. MEDICARE/DVA FUNDED SERVICE	77
7.1.1.1.1. SERVICE REQUESTER	83
7.1.1.1.2. SERVICE PROVIDER	90
8. Common Patterns	97
8.1. code	97
8.2. id	99
8.3. time	101
8.4. Entity Identifier	103
8.5. Person Name	105
8.6. Address	107
8.7. Electronic Communication Detail	112
8.8. Employment	114
9. Australian CDA Extensions	117
9.1. ClinicalDocument.completionCode	117
9.2. EntityIdentifier	118
9.3. Entitlement	119
9.4. Multiple Birth	120
9.5. Administrative Gender Code	121
9.6. Birth Time	122
9.7. Deceased Time	123
9.8. Employment	124
9.9. Qualifications	125
9.10. Participant Entity Organization	126
10. Vocabularies and Code Sets	127
10.1. HL7: TelecommunicationAddressUse	127
10.2. AS 5017-2006 Health Care Client Identifier Sex	129
10.3. AS 5017-2006: Health Care Client Name Usage	130
10.4. AS 4846-2006: Health Care Provider Organisation Name Usage	131

10.5. AS 5017-2006: Health Care Client Source of Death Notification	132
10.6. AS 5017-2006: Health Care Client Identifier Address Purpose	133
10.7. AS 5017-2006: Health Care Client Identifier Geographic Area	134
10.8. AS 5017-2006: Health Care Client Electronic Communication Medium	135
10.9. AS 5017-2006: Health Care Client Electronic Communication Usage Code	137
10.10. AS 5017-2006 Australian State/Territory Identifier - Postal	138
10.11. AS 5017-2006 Health Care Client Identifier Date Accuracy Indicator	139
10.12. NCTIS: Admin Codes - Document Status	141
10.13. NCTIS: Admin Codes - Entitlement Type	142
10.14. HL7 v3 CDA: Act.moodCode	143
10.15. METeOR 291036: Indigenous Status	144
10.16. CodeSystem OIDs	145
A. CDA Narratives	147
Reference List	149

List of Examples

2.1. Mapping Interpretation	17
4.1. Administrative Observations XML Fragment	30
5.1. ClinicalDocument Body XML Fragment	35
5.2. Custodian Body XML Fragment	39
6.1. Medicare/DVA Benefits Report Context XML Fragment	44
6.2. Document Author XML Fragment	49
6.3. SUBJECT OF CARE XML Fragment	64
7.1. Medicare/DVA Benefits Report Body XML Fragment	72
7.2. MEDICARE/DVA FUNDED SERVICES XML Fragment	76
7.3. MEDICARE/DVA FUNDED SERVICE XML Fragment	81
7.4. SERVICE REQUESTER XML Fragment	88
7.5. SERVICE PROVIDER XML Fragment	94
8.1. code	98
8.2. id	100
8.3. Simple timestamp	101
8.4. Low time	101
8.5. Interval timestamp 1	101
8.6. Interval timestamp 2	102
8.7. Width time	102
8.8. Entity Identifier	104
8.9. Person Name	106
8.10. Address	111
8.11. Electronic Communication Detail	113
8.12. Employment	116
10.1. All values	127
10.2. One value	127

This page is intentionally left blank.

1 Introduction

1.1 Document Purpose and Scope

This document provides a guide to implementing the logical model detailed by NEHTA's Medicare/DVA Benefits Report (MDBR) Structured Content Specification (SCS) as an HL7 Clinical Document Architecture Release 2 (CDA) XML document. This implementation guide is based on Version 1.1.1 of the MDBR SCS [NEHT2014h]. The primary aim of the implementation guide is to take implementers step by step through mapping each data component of the MDBR SCS to a corresponding CDA attribute or element.

The implementation guide contains descriptions of both constraints on the CDA and, where necessary, custom extensions to the CDA, for the purposes of fulfilling the requirements for Australian implementations of MDBR. The resulting CDA document can be used for the electronic exchange of MDBR information between healthcare providers.

In addition, this implementation guide presents conformance requirements against which implementers can attest the conformance of their systems.

This release is intended to inform, and seek feedback from, prospective software system designers and their clinical consultants.

The National Clinical Terminology and Information Service (NCTIS) values your questions, comments and suggestions about this document. Please direct your questions or feedback to <help@nehta.gov.au>.

1.2 Medicare/DVA Benefits Report Definition

A Medicare/DVA Benefits Report is defined in the MDBR SCS [NEHT2014h] as:

Information about healthcare services provided to an individual that were partially or fully funded by Medicare or the Department of Veterans' Affairs.

1.3 HL7 Clinical Document Architecture

The CDA is a document markup standard that specifies the structure and semantics of clinical documents for the purpose of supporting interoperable exchange and use at human and system levels.

CDA has been chosen as the format for electronic clinical documents because it is consistent with NEHTA's commitment to a service and document-oriented approach to electronic information exchange, which will contribute to future electronic health records.

Some of the advantages of CDA are:

- It is machine computable and human readable.
- It provides a standardised display of clinical information without loss of clinical meaning.
- It provides assurance of clinical quality and safety more effectively than message-based interfaces, by storing and displaying the clinical data as entered by the clinician.
- It provides better support than HL7 V2 messages for:
 - more complex information structures, such as pathology synoptic reporting; and
 - terminologies such as SNOMED CT®.¹

¹SNOMED CT® is a registered trademark of the International Health Terminology Standards Development Organisation.

- It supports legal attestation by the clinician (requiring that a document has been signed manually or electronically by the responsible individual).
- It is able to be processed by unsophisticated applications (displayed in web browsers, for instance).
- It provides a number of levels of compliance to assist with technical implementation and migration.
- It aligns Australia with e-health initiatives in other countries (such as Canada, UK, USA, Brazil, Germany and Finland).


1.4 Intended Audience

This document is aimed at software development teams, architects, designers, clinicians and informatics researchers who are responsible for the delivery of clinical applications, infrastructure components and messaging interfaces and also for those who wish to evaluate the clinical suitability of NEHTA-endorsed specifications.

This document and related artefacts are technical in nature and the audience is expected to be familiar with the language of health data specifications and to have some familiarity with health information standards and specifications, such as CDA and Standards Australia IT-014 documents. Definitions and examples are provided to clarify relevant terminology usage and intent.

1.5 Document Map

This implementation guide is not intended to be used in isolation. Companion documents are listed below:



1. [Data Types in NEHTA Specifications: A Profile of the ISO 21090 Specification \[NEHT2010c\]](#) is a detailed description of the data types used within the structured content specification.

2. [Participation Data Specification \[NEHT2011v\]](#) contains the full specification which forms the basis of all participations contained in NEHTA structured content specifications.

3. [Medicare/DVA Benefits Report Structured Content Specification \[NEHT2014h\]](#) is a clinical content specification describing the logical data structures, data components, and value domains which constitute a Medicare/DVA Benefits Report.

1.6 Acronyms

CDA	Clinical Document Architecture
HL7	Health Level Seven
MDBR	Medicare/DVA Benefits Report
OID	Object Identifier
PAI-D	PCEHR Assigned Identity - Device
PAI-O	PCEHR Assigned Identity - Organisation
PAI-R	PCEHR Assigned Identity - Repository
RIM	Reference Information Model
SCS	Structured Content Specification
UUID	Universally Unique Identifier
XHTML	Extensible Hypertext Markup Language
XML	Extensible Markup Language
XSL	Extensible Stylesheet Language

For a complete listing of all relevant acronyms, abbreviations and a glossary of terms please refer to [NEHTA Acronyms, Abbreviations & Glossary of Terms \[NEHT2005a\]](#).

1.7 Keywords

Where used in this document, the keywords **SHALL**, **SHOULD**, **MAY**, **SHALL NOT** and **SHOULD NOT** are to be interpreted as described in [RFC2119 - Key words for use in RFCs to Indicate Requirement Levels \[RFC2119\]](#).

Keywords used in this document

Keyword	Interpretation
SHALL	This word, or the term REQUIRED , means that the statement is an absolute requirement of the specification.
SHOULD	This word, or the term RECOMMENDED , means that there may exist valid reasons in particular circumstances to ignore a particular item, but the full implications must be understood and carefully weighed before choosing a different course.
MAY	This word, or the term OPTIONAL , means that an item is truly optional. One implementer may choose to include the item because a particular implementation requires it, or because the implementer determines that it enhances the implementation while another implementer may omit the same item. An implementation which does not include a particular option must be prepared to interoperate with another implementation which does include the option, perhaps with reduced functionality. In the same vein, an implementation which does include a particular option must be prepared to interoperate with another implementation which does not include the option (except of course, for the feature the option provides).
SHALL NOT	This phrase means that the statement is an absolute prohibition of the specification.
SHOULD NOT	This phrase, or the phrase NOT RECOMMENDED means that there may exist valid reasons in particular circumstances when the particular behaviour is acceptable or even useful, but the full implications should be understood and the case carefully weighed before implementing any behaviour described with this label.

1.8 Conformance

This document describes how the MDBR SCS is implemented as a CDA document. Conformance claims are not made against this implementation guide directly; rather, they are made against additional conformance profiles documented elsewhere. Any document that claims conformance to any derived conformance profile **SHALL** meet these base requirements:

- It **SHALL** be a valid HL7 CDA instance. In particular:
 - It **SHALL** be valid against the HL7 CDA Schema (once extensions have been removed, see [W3C XML Schema](#)).
 - It **SHALL** conform to the HL7 V3 R1 data type specification.
 - It **SHALL** conform to the semantics of the RIM and Structural Vocabulary.
- It **SHALL** be valid against the Australian CDA Schema that accompanies this implementation guide after any additional extensions not in the NEHTA extension namespace have been removed, along with any other CDA content not described by this implementation guide.
- It **SHALL** use the mappings as they are stated in this document.
- It **SHALL** use all fixed values specified in the mappings (e.g. `@attribute="FIXED_VALUE"`).
- If the vocabulary has been explicitly stated as 'NS' it **SHALL** be interpreted as:

NS = In the absence of national standard code sets, the code sets used **SHALL** be registered code sets, i.e. registered through the [HL7 code set registration procedure](#)² with an appropriate object identifier (OID), and **SHALL** be publicly available.

When national standard code sets become available, they **SHALL** be used and the non-standard code sets **SHALL** be deprecated.

- It **SHALL** be valid against the additional conformance requirements that are established in this document (i.e. any normative use of the word 'shall' identified by the term presented in uppercase and bold typeface).
- The narrative **SHALL** conform to the requirements described in this implementation guide.
- The document **SHALL** conform to the requirements specified in the CDA Rendering Specification [\[NEHT2012s\]](#).
- The data as contained in the data types **SHALL** conform to the additional data type specification [\[NEHT2010c\]](#).
- Any additional content included in the CDA document that is not described by this implementation guide **SHALL NOT** qualify or negate content described by this implementation guide and it **SHALL** be clinically safe for receivers of the document to ignore the non-narrative additions when interpreting the existing content.

A system that *consumes* MDBR CDA documents may claim conformance if it correctly processes conformant instance documents, including correctly understanding all the information in the header. It may, but is not required to, reject non-conformant documents. Conformant systems that consume MDBR CDA documents are not required to process any or all of the structured data entries in the CDA document, but they **SHALL** be able to correctly render the document for end-users when appropriate (see [Clinical Document Architecture Release 2](#)).

Conformance profiles of this document **MAY** make additional rules that override this document in regard to:

- Allowing the use of alternative value sets in place of the value sets specified in this document.
- Allowing the use of alternative identifiers in place of the Healthcare Identifiers Service identifiers.
- Making required data elements and section divisions optional.

² <http://www.hl7.org/oid/index.cfm?ref=footer>

1.9 Known Issues

This section lists known issues with this specification at the time of publishing. NEHTA is working on solutions to these issues, and we encourage comments to further assist the development of these solutions.

Reference	Description
Throughout document: XML Examples	While every effort has been taken to ensure that the examples are consistent with the normative mappings in this message specification, care needs to be taken when copying XML examples for implementation and validation.
Throughout document: R-MIMs	While every effort has been taken to ensure that the R-MIM diagrams are consistent with the normative mappings in this message specification, there may be a few discrepancies between R-MIM diagrams and CDA mapping tables. The CDA mapping shall take precedence if there are discrepancies.
Throughout document: Participation types	The participation types in the OID register are not exhaustive, hence the absence of a participation type is not an error.
Throughout document	Australian vs American spelling - in cases where definitions have been taken from HL7 documentation, the American spelling has been preserved, e.g. organization rather than organisation.
8.5 Person Name :: Preferred Name Indicator code	The "PRF" code for "preferred name" has been approved by the HL7 Patient Administration Workgroup to be added to Table 0200 Name Type. The updated table will be published in the HL7 v2.8.2 after ballot in November 2014.
10 Vocabularies and Code Sets: AS 4846-2006 and AS 5017-2006 superseded	AS 4846-2014 <i>Person and provider identification in healthcare</i> has been published and supersedes both AS 4846-2006 <i>Healthcare provider identification</i> and AS 5017-2006 <i>Healthcare client identification</i> .
AS 5017-2006: Health Care Client Identifier Geographic Area	The Health Care Client Identifier Geographic Area vocabulary table lists displayName, code, codeSystemName and codeSystem while only the displayName is used in the mapping. Verification using only the displayName needs to be performed.
Subject of Care R-MIM Diagram	In the Subject of Care R-MIM diagram the assigningEntityRole which is displayed as "BirthPlaceForPlace" is to be interpreted as "Place".

This page is intentionally left blank.

2 Guide for Use

This document describes how to properly implement the Australian MDBR SCS [NEHT2014h] as a conformant HL7 CDA XML document. The MDBR specification is contained in two publications:

- 1) A logical specification, which, in conjunction with its related documents (see [Document Map](#)), describes the Medicare/DVA Benefits Report in a form that is consistent with other NEHTA specifications. It has the potential to be implemented in multiple different exchange formats as is most suitable for a particular context. It describes the data content of a Medicare/DVA Benefits Report as a hierarchy of data components and provides documentation concerning their use and meaning.
- 2) An implementation guide (this document), which specifies how the data described in the SCS is properly represented in a CDA document.

In order to properly implement this specification, the reader should be familiar with the MDBR SCS and the HL7 CDA documentation, and understand how to read this document.

For further information regarding NEHTA structured content specifications, see the links in [Document Map](#).

2.1 Clinical Document Architecture Release 2

A CDA document is an XML document built following the rules described in the CDA specification, which conforms to the HL7 CDA Schema provided by HL7. The CDA document is based on the semantics provided by the [HL7 V3 RIM, Data types and Vocabulary \[HL7V3DT\]](#).

A CDA document has two main parts: the header and the body.

The CDA document header is consistent across all CDA documents, regardless of document type. The header identifies and classifies the document and provides information on authentication, the encounter, the patient, and the involved providers.

The body contains the clinical report. The body can be marked-up text (narrative, renderable text) or a combination of both marked-up text and structured data. The marked-up text can be transformed to XHTML and displayed to a human. The structured data allows machine processing of the information shown in the narrative section.

It is a requirement that all of the clinical information **SHALL** be marked up in CDA narratives. These narratives are CDA-defined hypertext, able to be rendered in web browsers with only a standard accompanying transformation. This transformation is produced and distributed by HL7.

It is a conformance requirement that the rendered narrative **SHALL** be able to stand alone as a source of authenticated information for consuming parties. Content from the CDA body **SHALL NOT** be omitted from the narrative.

Further information and guidance on the CDA narrative is available in [Appendix A, CDA Narratives](#).

The following references are recommended to gain a better understanding of CDA:

- [HL7 Clinical Document Architecture \[HL7CDAR2\]](#)
- [HL7 V3 RIM, Data types and Vocabulary \[HL7V3DT\]](#)
- [CDA Examples \[RING2009\]](#)
- [CDA Validation Tools: infoway_release_2_2X_18.zip \[INFO2009\]](#)

2.2 Mapping Interpretation

The core of this implementation guide is a mapping from the MDBR SCS to the CDA document representation.

The mappings may not be deterministic; in some cases the differences in approach between the logical model specified in the SCS and the CDA implementation guide makes it inappropriate to have a 1:1 mapping, or any simple mapping that can be represented in a transform. This is especially true for names and addresses, where the SCS requirements, based on Australian Standards such as AS 5017 2006, differ from the HL7 data types and vocabularies which are not based on these standards.

Many of the mappings use one of several common patterns for mapping between the SCS and the CDA document. These common mapping patterns are described in [8 Common Patterns](#).

An example of a mapping section of this implementation guide is illustrated below.

x.x ITEM NAME

Identification (normative)

Name	ITEM NAME
Metadata type	Metadata type e.g. Section, Data Group or Data Element

Relationships (normative)

Children

Data Type	Name	Occurrence
Icon illustrating the Metadata or Data type.	ITEM NAME (This is a link to another section containing the mapping for this item. Item names in upper case indicate that the item is a section or data group. Item names in start case indicate that the item is a data element).	The number of instances of this child item that may occur.

Parent

Data Type	Name	Occurrences (child within parent)
Icon illustrating the Metadata or Data type.	ITEM NAME (This is a link to another section containing the mapping for this item. Item names in upper case indicate that the item is a section or data group. Item names in start case indicate that the item is a data element).	The number of instances of the child item within the parent that may occur.

CDA R-MIM Representation

The text contains an explanation of the mapping (this text is non-normative).

The model is a constrained representation of the R-MIM (this diagram is non-normative). The colours used in the CDA model align with the usage in the R-MIM. In many cases the cardinalities shown in the model will be less constrained than those shown in the mapping table.

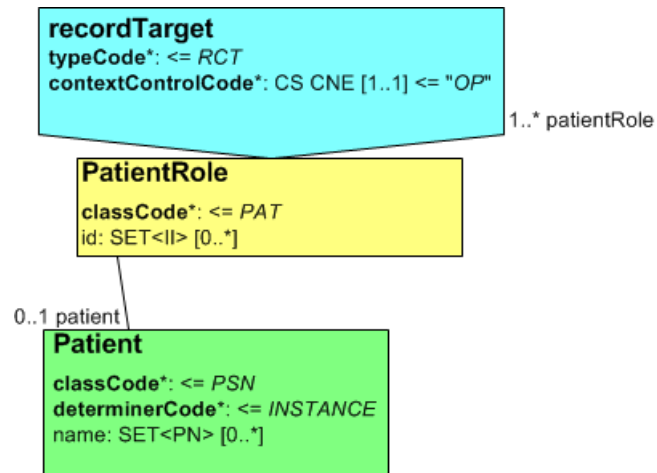


Figure 2.1. Example - Header Part

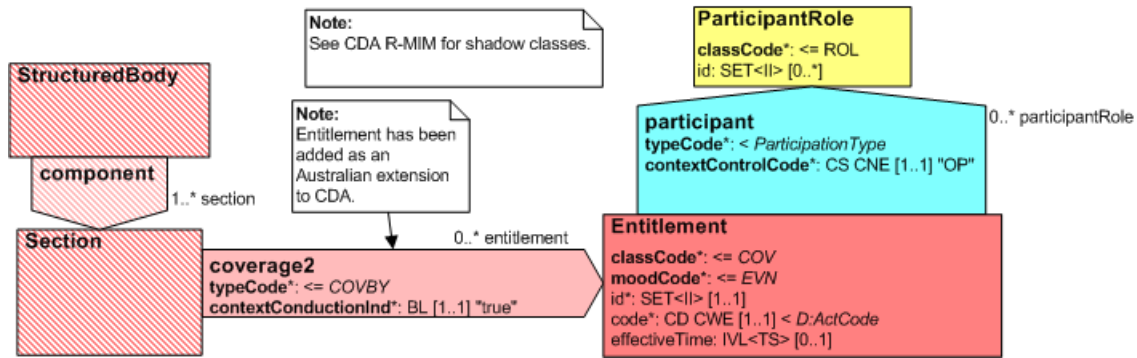


Figure 2.2. Example - Body Part

CDA Mapping (normative)

NEHTA SCS Data Component	Data Component Definition	Card	CDA Schema Data Element	Vocab	Comments
CDA Element Type (Header, Body Level 2 etc.)			Context: Parent of elements below		
<p>The path in the SCS.</p> <p>Each section in this document corresponds to an SCS section or data group, and is scoped by that section or data group. The hierarchical path uses ">" as a separator for paths within the SCS data hierarchy.</p> <p>If there is a name in round brackets after the path, this is the name of the reused data group for the SCS component.</p> <p>The data component in bold text (the last in the path) is the data component for this row.</p> <p>i.e. Parent Data Component > Child Data Component</p>	<p>The definition of the item from the SCS.</p>	<p>The cardinality of the data element in the SCS.</p> <p>The cardinality of the data element in the SCS maps to the cardinality of the element in the CDA document.</p> <p>Where the cardinality of the SCS data element is more constrained than the cardinality of the CDA element then the SCS cardinality takes precedence. That is, if an element is mandatory in the SCS and optional in CDA then it will also become mandatory in the CDA document.</p> <p>If an item with a maximum cardinality > 1 maps to an xml attribute, the attribute will contain multiple values separated by spaces. No such item will have valid values that themselves contain spaces.</p>	<p>The schema element(s) in the CDA document that correspond(s) to the SCS data component.</p> <p>The syntax for this is similar to XPath: {/name{[index]}}n{<pattern>}</p> <p>Where:</p> <ul style="list-style-type: none"> { } indicates optional { }n means a section that may repeat <pattern> contains a link to a common pattern [index] differentiates two similar mappings <p>Examples:</p> <ol style="list-style-type: none"> component/act/participation[inf_prov]/role/<Address> participant participant/@typeCode="ORG" participant/associatedEntity participant/associatedEntity/@classCode="SDLOC" participant/associatedEntity/code <p>A sequence of names refers to the XML path in the CDA document. The path always starts from a defined context which is defined in the grey header row above each group of mapping rows. The last name is shown in bold to make the path easier to read. The last name may be a reference to an attribute or an element, as defined in the Australian CDA Schema. The cardinalities of the items map through from the SCS.</p> <p>It is possible to specify an index after the name, such as 'participation[inf_prov]' in Example 1. The presence of the index means there are two or more mappings to the same participation class that differ only in the inner detail. The indexes show which of the multiple mappings is the parent of the inner detail. Note that each of the indexed participations may exist more than once (as specified by the SCS group cardinality). To determine the mapping for these kinds of elements, a document reader must look at the content inside the element.</p> <p>It is possible for one SCS data component to map to more than one CDA schema element as in Example 2.</p> <p>Any fixed attribute values are represented as a separate line of the mapping, such as those shown in Example 2.</p> <p>The path may end with a pattern designator, such as <Address>. This indicates that the mapping involves a number of sub-elements of the named element following the pattern, as shown in the name (which is a link to the appropriate pattern in this document).</p>	<p>The name of the vocabulary.</p>	<p>Helpful additional information about the mapping.</p>

How to interpret the following example mapping:

NEHTA SCS Data Component	Data Component Definition	Card	CDA Schema Data Element	Vocab	Comments
CDA Header Data Elements			Context: ClinicalDocument/		
Subject of Care	Person about whom the information contained in this document was captured.	1..1	recordTarget/patientRole		
n/a	n/a	1..1	recordTarget/patientRole/id	UUID This is a technical identifier that is used for system purposes such as matching. If a suitable internal key is not available, a UUID MAY be used.	Required CDA element. If there are any entitlements for Subject of Care, this value SHALL be the same as: ClinicalDocument/ component/ structuredBody/ component[admin_obs]/ section/ entry/ act/ participant/ participantRole/ id where participantRole/ @classCode = "PAT".
Subject of Care > Participant > Person	An individual who is in the role of healthcare provider, who uses or is a potential user of a healthcare service, or is in some way related to, or a representative of, a subject of care (patient).	1..1	n/a		Not mapped directly, encompassed implicitly in recordTarget/patientRole/ patient.
Subject of Care > Participant > Person > Person Name	The appellation by which an individual may be identified separately from any other within a social context.	1..*	recordTarget/patientRole/patient/<Person Name>		See common pattern: Person Name .

NEHTA SCS Data Component	Data Component Definition	Card	CDA Schema Data Element	Vocab	Comments
CDA Header Data Elements					
Context: ClinicalDocument/component/structuredBody/component[admin_obs]/section/					
Subject of Care > Participant > Entitlement	The entitlement or right of a participant to act in a given capacity (as defined by Entitlement Type) within a healthcare context.	0..*	ext:coverage2/@typeCode="COVBY"		See Australian CDA extension: Entitlement . All data elements within this section SHALL be deemed as CDA Header data elements for conformance assessment.
			ext:coverage2/ext:entitlement		
			ext:coverage2/ext:entitlement/@classCode="COV"		
			ext:coverage2/ext:entitlement/@moodCode="EVN"		
			ext:coverage2/ext:entitlement/ext:participant/@typeCode="BEN"		
			ext:coverage2/ext:entitlement/ext:participant/ext:participantRole/@classCode="PAT"		
			ext:coverage2/ext:entitlement/ext:participant/ext:participantRole/ext:id	UUID This is a technical identifier that is used for system purposes such as matching. If a suitable internal key is not available, a UUID MAY be used.	SHALL hold the same value as ClinicalDocument/recordTarget/patientRole/id.
Subject of Care > Participant > Entitlement > Entitlement Number	A number or code issued for the purpose of identifying the entitlement or right of a participant to act in a given capacity (as defined by Entitlement Type) within a healthcare context.	1..1	ext:coverage2/ext:entitlement/ext:id		
Subject of Care > Participant > Entitlement > Entitlement Type	The description of the scope of an entitlement.	1..1	ext:coverage2/ext:entitlement/ext:code	NCTIS: Admin Codes - Entitlement Type	See <code> for available attributes.
Subject of Care > Participant > Entitlement > Entitlement Validity Duration	The time interval for which an entitlement is valid.	0..1	ext:coverage2/ext:entitlement/ext:effectiveTime		

The Subject of Care (Patient) section is part of the context section of the SCS (as opposed to being part of the content section of the SCS). Although it is located in the context section of the SCS, it contains data components that map to the CDA body, as well as data components that map to the CDA header. The information specifying the location of the elements is in the shaded context header row located above each group of mapping rows. The context remains the same until a new context header row starts.

The first row of the mapping (after the context header row), 'Subject of Care', is a CDA Header element and has a context of 'ClinicalDocument' (the root element of a CDA document). Adding together the context and the mapping using '/' gives a full path of:

1) ClinicalDocument/recordTarget/patientRole

Due to the fact that 'Subject of Care' is part of the context section of the SCS (as opposed to a content element), information about it and its child elements can be located in the SCS document by finding the data component 'Subject of Care' in the table of contents under the context section, and navigating to the relevant page.

If the data component were part of the content section of the SCS, information about it could be located by finding the data component (or its parent) in the table of contents under the content section of the SCS.

- 2) The next row in the mapping (n/a) is a row that is not defined in the SCS but which is required by CDA. The CDA schema data element is recordTarget/patientRole/id. This is a technical identifier that is used for system purposes, such as matching the Entitlement details back to the Subject of Care (patient). This identifier **SHALL** be a UUID.
- 3) The next row in the mapping table (Subject of Care > Participant > Person) is defined in the SCS but is not mapped directly to the CDA because it is already encompassed implicitly by CDA in recordTarget/patientRole/patient.

Moving to the next row in the table (Subject of Care > Participant > Person > **Person Name**) and concatenating the context and the mapping, we get:

4) ClinicalDocument/recordTarget/patientRole/patient/<Person Name>

<PersonName> holds a link to the common pattern section where a new table lays out the mapping for the Person Name common pattern.

Moving down the table to the context row '**CDA Header Data Elements**', any data components after this row (until the occurrence of a new context row) map to the CDA body. Because there is no equivalent concept in CDA, an Australian CDA extension has been added in order to represent Entitlement. This extension is indicated by the presence of the 'ext:' prefix. The Entitlement CDA elements **SHALL** be deemed CDA Header data elements for conformance assessment. For the data component 'Entitlement', adding together the context and the mapping using '/' gives the following paths for the CDA body level 3 data elements ([index] is dependent on context):

- 5) ClinicalDocument/component/structuredBody/component[index]/section/ext:coverage2/@typeCode="COVBY"
- 6) ClinicalDocument/component/structuredBody/component[index]/section/ext:coverage2/ext:entitlement
- 7) ClinicalDocument/component/structuredBody/component[index]/section/ext:coverage2/ext:entitlement/@classCode="COV"
- 8) ClinicalDocument/component/structuredBody/component[index]/section/ext:coverage2/ext:entitlement/@moodCode="EVN"

9) ClinicalDocument/component/structuredBody/component[index]/section/ext:coverage2/ext:entitlement/**ext:participant/@typeCode="BEN"**

10) ClinicalDocument/component/structuredBody/component[index]/section/ext:coverage2/ext:entitlement/ext:participant/**ext:participantRole/@classCode="PAT"**

11) ClinicalDocument/component/structuredBody/component[index]/section/ext:coverage2/ext:entitlement/ext:participant/ext:participantRole/**ext:id**

This id is also a technical identifier and **SHALL** hold the same value as the ClinicalDocument/recordTarget/patientRole/id mentioned in comment 1.

The order of the SCS data components is not always the same as the order of the CDA elements. In addition, the CDA elements need to be in the order specified in the Australian CDA Schema.

The id element is not specified in the SCS and **SHOULD** be filled with a UUID. This element may be used to reference an act from other places in the CDA document.

The next row in the table (Subject of Care > Participant > Entitlement > Entitlement Number) maps to the id element:

12) ClinicalDocument/component/structuredBody/component[index]/section/ext:coverage2/ext:entitlement/**ext:id**

The next row in the table (Subject of Care > Participant > Entitlement > Entitlement Type) maps to the code element:

13) ClinicalDocument/component/structuredBody/component[index]/section/ext:coverage2/ext:entitlement/**ext:code**

The next row in the table (Subject of Care > Participant > Entitlement > Entitlement Validity Duration) maps to the effectiveTime element:

14) ClinicalDocument/component/structuredBody/component[index]/section/ext:coverage2/ext:entitlement/**ext:effectiveTime**

See comments in the example below.

Example 2.1. Mapping Interpretation

```
<!-- This example is provided for illustrative purposes only. It has had no clinical validation.
While every effort has been taken to ensure that the examples are consistent with the message specification,
where there are conflicts with the written message specification or schema, the specification or schema shall be considered to take precedence -->
<ClinicalDocument
  xmlns="urn:h17-org:v3"
  xmlns:ext="http://ns.electronichealth.net.au/Ci/Cda/Extensions/3.0"
  ...
  >

  ...

  <!-- Begin Subject of Care - Header Part -->
  <recordTarget>
    <!-- 1 Corresponds to:
         \'//recordTarget/patientRole\'
         in the mapping. -->
    <patientRole>
```

```

<!-- 2 Corresponds to:
      '//recordTarget/patientRole/id'
      in the mapping -->
<id root="04A103C4-7924-11DF-A383-FC69DFD72085"/>

...

<telecom value="tel:0499999999" use="H"/>
<!-- 3 -->
<patient>
  <!-- 4 Corresponds to:
        '//recordTarget/patientRole/patient/<Person Name>'
        in the mapping -->
  <name use="L">
    <prefix>Ms</prefix>
    <given>Sally</given>
    <family>Grant</family>
  </name>

  ...

</patient>
</patientRole>
</recordTarget>
<!-- End Subject of Care - Header Part -->

...

<!-- Begin CDA Body -->
<component>
  <structuredBody>

    <!-- Begin section -->
    <component>
      <section>

        ...

        <!-- Begin Subject of Care Entitlement -->
        <!-- 5 Corresponds to:
              '//ext:coverage2'
              in the mapping. -->
        <ext:coverage2 typeCode="COVBY">
          <!-- 6, 7, 8 Corresponds to:
                '//ext:coverage2/ext:entitlement',
                '//ext:coverage2/ext:entitlement/@classCode="COV"',
                '//ext:coverage2/ext:entitlement/@moodCode="EVN"'
                in the mapping -->
          <ext:Entitlement classCode="COV" moodCode="EVN">
            <!-- 12 Corresponds to:
                  '//ext:coverage2/ext:entitlement/ext:id'
                  in the mapping -->
            <ext:id root="1.2.36.174030967.0.5" extension="1234567892"
                  assigningAuthorityName="Medicare Identifier"/>
            <!-- 13 Corresponds to:
                  '//ext:coverage2/ext:entitlement/ext:code'
                  in the mapping -->
            <ext:code code="1" codeSystem="1.2.36.1.2001.1001.101.104.16047" codeSystemName="NCTIS Entitlement Type Values" displayName="Medicare Benefits" />
            <!-- 14 Corresponds to:
                  '//ext:coverage2/ext:entitlement/ext:effectiveTime'
                  in the mapping -->
            <ext:effectiveTime>
              <low value="200701010101+1000"/>
            </ext:effectiveTime>
          </ext:Entitlement>
        </ext:coverage2>
      </section>
    </component>
  </structuredBody>
</component>

```

```

    <high value="202701010101+1000"/>
  </ext:effectiveTime>
  <!-- 9 Corresponds to:
    '//ext:coverage2/ext:entitlement/ext:participant/@typeCode="BEN"'
    in the mapping -->
  <ext:participant typeCode="BEN">
    <!-- 10 Corresponds to:
      '//ext:coverage2/ext:entitlement/ext:participant/ext:participantRole/@classCode="PAT"'
      in the mapping -->
    <ext:participantRole classCode="PAT">
      <!-- 11 Corresponds to:
        '//ext:coverage2/ext:entitlement/ext:participant/ext:participantRole/ext:id'
        in the mapping -->
      <!-- Same as recordTarget/patientRole/id -->
      <ext:id root="04A103C4-7924-11DF-A383-FC69DFD72085"/>
    </ext:participantRole>
  </ext:participant>
</ext:Entitlement>
</ext:coverage2>
<!-- End Entitlement -->

...

</section>
</component>
<!-- End section -->

</structuredBody>
</component>
<!-- End CDA Body -->
</ClinicalDocument>

```

2.3 CDA Extensions

The SCS is based on Australian requirements, either as expressed in existing Australian Standards, or based on extensive consultation with major stakeholders. Not all of these requirements are supported by HL7 Clinical Document Architecture Release 2 (CDA).

CDA provides a mechanism for handling this. Implementation guides are allowed to define extensions, provided some key rules are followed:

- Extensions have a namespace other than the standard HL7v3 namespace.
- The extension cannot alter the intent of the standard CDA document. For example, an extension cannot be used to indicate that an observation does not apply where the CDA document requires it.
- HL7 encourages users to get their requirements formalised in a subsequent version of the standard so as to maximise the use of shared semantics.

Accordingly, a number of extensions to CDA have been defined in this implementation guide. To maintain consistency, the same development paradigm has been used as CDA, and all the extensions have been submitted to HL7 for inclusion into a future release of CDA (Release 3 currently under development).

Version 3.0 of these extensions are incorporated in the namespace `http://ns.electronichealth.net.au/Ci/Cda/Extensions/3.0` as shown in the CDA example output throughout this document. Future versions of CDA extensions will be versioned as per the following example:

```
http://ns.electronichealth.net.au/Ci/Cda/Extensions/4.0
```

2.4 W3C XML Schema

This document refers to an accompanying CDA W3C XML Schema (referred to in this document as the Australian CDA Schema). This schema differs from the base HL7 CDA W3C XML Schema (referred to in this document as the HL7 CDA Schema) as mentioned below:

- Australian CDA extensions have been added to the Australian CDA Schema.

CDA documents which include extensions will fail to validate against the HL7 CDA Schema – this is a known limitation.

A Medicare/DVA Benefits Report document that conforms to this specification **SHALL** validate against the Australian CDA Schema that accompanies this specification, and **SHALL** validate against the HL7 CDA Schema once the extensions have been removed. Note that merely passing schema validation does not ensure conformance. For more information, refer to [Conformance](#).

2.5 Schematron

Many of the rules this document makes about CDA documents cannot be captured in the W3C XML Schema language (XSD) as XSD does not provide a mechanism to state that the value or presence of one attribute is dependent on the values or presence of other attributes (co-occurrence constraints).

Schematron is a rule-based validation language for making assertions about the presence or absence of patterns in XML trees. The rules defined by this document may be captured as Schematron rules. As of this release, the matching Schematron assertions have not yet been developed; NEHTA is considering the distribution of these rules in association with future releases of this implementation guide.

2.6 Implementation Strategies

There are many platform-specific implementation options for readers implementing a CDA document according to this guide. Examples of these implementation options include:

- Read or write CDA documents directly using a Document Object Model (DOM) or 3rd Generation Language (3GL) code (or both).
- Transform an existing XML format to and from a CDA document.
- Use a toolkit to generate a set of classes from HL7 CDA Schema or the Australian CDA Schema provided with this implementation guide, to read or write documents.
- Use existing libraries, possibly open source, that can read and write CDA documents.

The best approach for any given implementation is strongly dictated by existing architecture, technology and legacy constraints of the implementation project or existing system.

3 Medicare/DVA Benefits Report Data Hierarchy















The data hierarchy below provides a logical representation of the data structure of the MDBR SCS data components.

The data hierarchy is a logical representation of the data components of a Medicare/DVA Benefits Report, and is not intended to represent how the data contents are represented in a CDA document.



Note

Items below whose icon is grey are technical identifiers whose purpose is to facilitate interoperability, sharing of data and secondary use. It is typically expected that such identifiers will be generated internally by systems and not displayed to users since they usually have no clinical significance.

	MEDICARE/DVA BENEFITS REPORT		
CONTEXT			
	SUBJECT OF CARE		1..1
	DOCUMENT AUTHOR		1..1
	Document Instance Identifier		1..1
	Document Type		1..1
CONTENT			
	MEDICARE/DVA FUNDED SERVICES		1..1
	MEDICARE/DVA FUNDED SERVICE		1..*
	Date of Service		1..1
	Medicare MBS/DVA Item		1..1
	Service in Hospital Indicator		0..1
	SERVICE REQUESTER		0..1
	SERVICE PROVIDER		0..1
	Medicare/DVA Funded Service Instance Identifier		1..1
	Section Type		1..1

This page is intentionally left blank.

4 Administrative Observations

The MDBR SCS contains a number of data elements that are logically part of the SCS context, but for which there are no equivalent data elements in the CDA header. These data elements are considered to be "Administrative Observations" about the encounter, the patient or some other participant. Administrative Observations is a CDA section that is created to hold these data components in preference to creating extensions for them.

CDA R-MIM Representation

Figure 4.1 [Administrative Observations](#) shows a subset of the CDA R-MIM containing those classes being referred to in the CDA Mapping. This data component maps to CDA Body elements.

The Administrative Observations section is composed of a Section class related to its context `ClinicalDocument.structuredBody` through a component relationship.

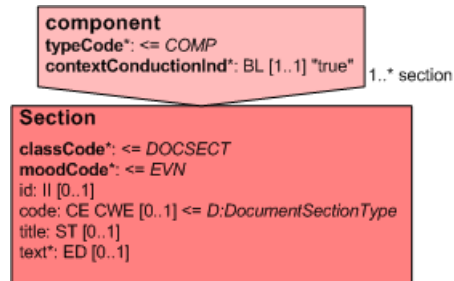


Figure 4.1. Administrative Observations

CDA Mapping

At most one instance of Administrative Observation section **SHOULD** be present in a CDA document. The cardinality of this section comes from its linking context data elements (e.g. CDA context data element(s) mapped to Administrative Observation Section). If any of the linking context data elements are mandatory, then this section **SHALL** be marked as a mandatory section.

This section **SHALL NOT** be populated if there are no entries or text to go in it.

This section **SHALL** contain a code if provided.

All data elements (with the exception of narrative text) within this section **SHALL** be deemed as CDA Header data elements for conformance assessment.

The <text> data element is **OPTIONAL** and **SHALL** be treated as a Level 2 CDA data element.

NEHTA SCS Data Component	Data Component Definition	Card	CDA Schema Data Element	Vocab	Comments
CDA Body Level 2 Data Elements					
			Context: ClinicalDocument/component/structuredBody/		
n/a	n/a	Cardinality comes from linking context data elements	component/section[admin_obs]		
		0..1	component/section[admin_obs]/id	UUID This is a technical identifier that is used for system purposes such as matching. If a suitable internal key is not available, a UUID MAY be used.	See <id> for available attributes.
		1..1	component/section[admin_obs]/code		
			component/section[admin_obs]/code/@code="102.16080"		
			component/section[admin_obs]/code/@codeSystem="1.2.36.1.2001.1001.101"		
			component/section[admin_obs]/code/@codeSystemName="NCTIS Data Components"		
			component/section[admin_obs]/code/@displayName="Administrative Observations"		
		0..1	component/section[admin_obs]/title="Administrative Observations"		
		0..1	component/section[admin_obs]/text		See Appendix A, CDA Narratives .

Example 4.1. Administrative Observations XML Fragment

<!-- This example is provided for illustrative purposes only. It has had no clinical validation. While every effort has been taken to ensure that the examples are consistent with the message specification, where there are conflicts with the written message specification or schema, the specification or schema shall be considered to take precedence -->

```
<ClinicalDocument
  xmlns="urn:hl7-org:v3"
  xmlns:ext="http://ns.electronichealth.net.au/Ci/Cda/Extensions/3.0"
  ...
  <!-- Begin CDA Header -->
  ...
  <!-- End CDA Header -->
  <!-- Begin CDA Body -->
  ...
  <component>
    <structuredBody>
      ...
      <!-- Begin Administrative Observations section -->
      <component typeCode="COMP"><!-- [admin_obs] -->
        <section classCode="DOCSECT" moodCode="EVN">
          <id root="88CDBCA4-EFD1-11DF-8DE4-E4CDDFD72085"/>
          <code code="102.16080"
            codeSystem="1.2.36.1.2001.1001.101"
            codeSystemName="NCTIS Data Components"
            displayName="Administrative Observations"/>
          <title>Administrative Observations</title>
          <!-- Narrative text for Administrative Observations -->
          <text/>
          ...
        </section>
      </component><!-- [admin_obs] -->
      <!-- End Administrative Observations section -->
    </structuredBody>
  </component>
  <!-- End CDA Body -->
</ClinicalDocument>
```


5 CDA Header

This chapter contains CDA-specific header elements (both **REQUIRED** and **OPTIONAL**) that are not specified in the MDBR SCS specification. The CDA Schema data element describes each element.

All the definitions in this chapter are sourced from "HL7 Clinical Document Architecture, Release 2" [\[HL7CDAR2\]](#).

5.1 ClinicalDocument

Identification

Name	ClinicalDocument
Definition	The ClinicalDocument class is the entry point into the CDA R-MIM, and corresponds to the <ClinicalDocument> XML element that is the root element of a CDA document.

Relationships

Children

Name	Occurrence
Custodian	1..1

CDA R-MIM Representation

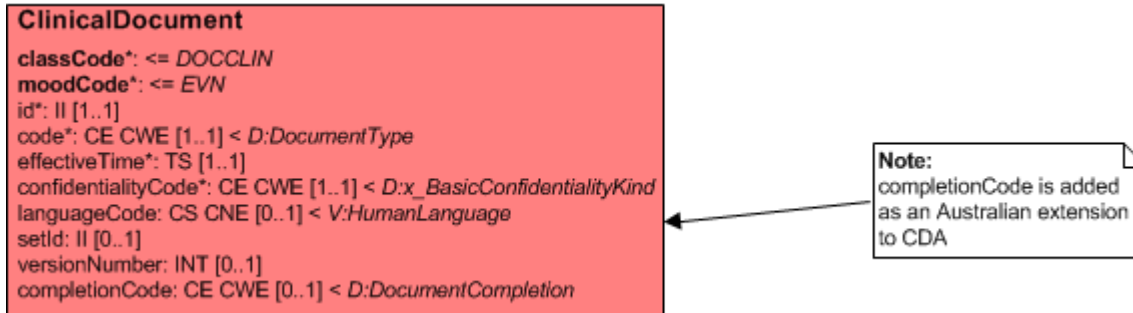


Figure 5.1. ClinicalDocument

CDA Mapping

CDA Schema Data Element	Definition	Card	Vocab	Comments
Context: /				
ClinicalDocument	The ClinicalDocument class is the entry point into the CDA R-MIM, and corresponds to the <ClinicalDocument> XML element that is the root element of a CDA document.	1..1		
ClinicalDocument/typeld	A technology-neutral explicit reference to the CDA Release 2 specification.	1..1		
ClinicalDocument/typeld/@extension="POCD_HD000040"		1..1		The unique identifier for the CDA Release 2 Hierarchical Description.
ClinicalDocument/typeld/@root="2.16.840.1.113883.1.3"		1..1		The OID for HL7 Registered models.
ClinicalDocument/templated		1..*		One or more template identifiers that indicate constraints on the CDA document that this document conforms to. One of the identifiers must be the templated that identifies this specification (see immediately below). Additional template identifiers may be required by other specifications, such as the CDA Rendering Specification. Systems are not required to recognise any other template identifiers than the one below in order to understand the document as a [type] but these identifiers may influence how the document must be handled.
ClinicalDocument/templated/@root="1.2.36.1.2001.1001.100.1002.140"		1..1		The healthcare context-specific name of the published Medicare/DVA Benefits Report CDA Implementation Guide.
ClinicalDocument/templated/@extension="1.1"		1..1		The identifier of the version that was used to create the document instance.
ClinicalDocument/id	Represents the unique instance identifier of a clinical document.	1..1		See common pattern: id .
ClinicalDocument/code	The code specifying the particular kind of document (e.g. History and Physical, Discharge Summary, Progress Note).	1..1		See common pattern: code .
ClinicalDocument/code/@code="100.16644"				Information about healthcare services provided to an individual that were partially or fully funded by Medicare or the Department of Veterans' Affairs.
ClinicalDocument/code/@codeSystem="1.2.36.1.2001.1001.101"				
ClinicalDocument/code/@codeSystemName="NCTIS Data Components"				
ClinicalDocument/code/@displayName="Medicare/DVA Benefits Report"				
ClinicalDocument/effectiveTime	Signifies the document creation time, when the document first came into being. Where the CDA document is a transform from an original document in some other format, the ClinicalDocument.effectiveTime is the time the original document is created.	1..1		See common pattern: time .

CDA Schema Data Element	Definition	Card	Vocab	Comments
ClinicalDocument/ confidentialityCode/@nullFlavor="NA"	Codes that identify how sensitive a piece of information is and/or that indicate how the information may be made available or disclosed.	1..1		
ClinicalDocument/ languageCode		0..1	[RFC3066] – Tags for the Identification of Languages	<Language Code> – <DIALECT> The <Language Code> SHALL be "en". The <DIALECT> SHOULD be "AU".
ClinicalDocument/ ext:completionCode	The lifecycle status of a document.	1..1	NCTIS: Admin Codes - Document Status	See Australian CDA extension: ClinicalDocument.completionCode .

Example

Example 5.1. ClinicalDocument Body XML Fragment

```
<!-- This example is provided for illustrative purposes only. It has had no clinical validation.
While every effort has been taken to ensure that the examples are consistent with the message specification,
where there are conflicts with the written message specification or schema, the specification or schema shall be considered to take precedence -->

<ClinicalDocument xmlns="urn:hl7-org:v3"
  xmlns:ext="http://ns.electronichealth.net.au/Ci/Cda/Extensions/3.0"
  xmlns:xs="http://www.w3.org/2001/XMLSchema"
  xmlns:xsi="http://www.w3.org/2001/XMLSchema-instance"
  xsi:schemaLocation="CDA-SS-V1_0.xsd">
  <typeId extension="POCD_HD000040" root="2.16.840.1.113883.1.3"/>
  <templateId root="1.2.36.1.2001.1001.100.1002.140" extension="1.1"/>
  <id root="8BC3406A-B93F-11DE-8A2B-6A1C56D89593"/>
  <code code="100.16644"
    codeSystem="1.2.36.1.2001.1001.101"
    codeSystemName="NCTIS Data Components"
    displayName="Medicare/DVA Benefits Report"/>
  <effectiveTime value="200910201235+1000"/>
  <confidentialityCode nullFlavor="NA"/>
  <languageCode code="en-AU"/>
  <ext:completionCode code="F"
    codeSystem="1.2.36.1.2001.1001.101.104.20104"
    codeSystemName="NCTIS Document Status Values"
    displayName="Final"/>

  <!-- Begin CDA Header -->
  ...

  <!-- End CDA Header -->

  <!-- Begin CDA Body -->
  ...

  <!-- End CDA Body -->
</ClinicalDocument>
```

5.1.1 Custodian

Identification

Name	Custodian
Definition	The organization that is in charge of maintaining the document. The custodian is the steward that is entrusted with the care of the document. Every CDA document has exactly one custodian.

Relationships

Parent

Name	Occurrences (child within parent)
ClinicalDocument	1..1

CDA R-MIM Representation

Figure 5.2 Custodian shows a subset of the CDA R-MIM containing those classes being referred to in the CDA Mapping. This data component maps to CDA Header elements.

The Custodian maps to the CDA Header element custodian. The custodian participation class represents the organisation that is in charge of maintaining the document. The role is AssignedCustodian and is represented by the CustodianOrganization entity.

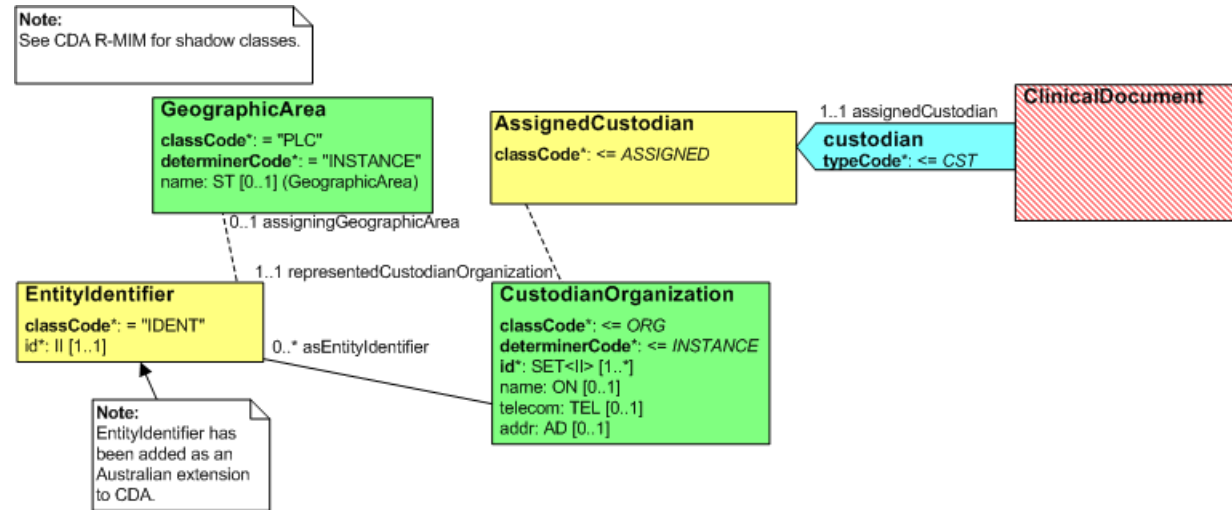


Figure 5.2. Custodian

CDA Mapping

CDA Schema Data Element	Definition	Card	Vocab	Comments
Context: ClinicalDocument/				
custodian	Represents the organization that is in charge of maintaining the document. The custodian is the steward that is entrusted with the care of the document. Every CDA document has exactly one custodian.	1..1		
custodian/ assignedCustodian	A custodian is a scoping organization in the role of an assigned custodian.	1..1		
custodian/assignedCustodian/ representedCustodianOrganization	The steward organization (CustodianOrganization class) is an entity scoping the role of AssignedCustodian.	1..1		
custodian/assignedCustodian/representedCustodianOrganization/ id	A unique identifier for the scoping entity (representedCustodianOrganization) in this role.	1..*	UUID This is a technical identifier that is used for system purposes such as matching. If a suitable internal key is not available, a UUID MAY be used.	See <id> for available attributes.
custodian/assignedCustodian/representedCustodianOrganization/< Entity Identifier >	The entity identifier of the custodian organization.	0..*	The value of one Entity Identifier SHALL be a PAI-O.	See common pattern: Entity Identifier .
custodian/assignedCustodian/representedCustodianOrganization/ name	The name of the steward organization.	0..1		
custodian/assignedCustodian/representedCustodianOrganization/< Electronic Communication Detail >	The telecom of the steward organization.	0..1		See common pattern: Electronic Communication Detail .
custodian/assignedCustodian/representedCustodianOrganization/< Address >	The address of the steward organization	0..1		See common pattern: Address .

Example 5.2. Custodian Body XML Fragment

<!-- This example is provided for illustrative purposes only. It has had no clinical validation. While every effort has been taken to ensure that the examples are consistent with the message specification, where there are conflicts with the written message specification or schema, the specification or schema shall be considered to take precedence -->

```
<ClinicalDocument xmlns="urn:hl7-org:v3"
  xmlns:ext="http://ns.electronichealth.net.au/Ci/Cda/Extensions/3.0"
  ...
  >
  ...
  <!-- Begin CDA Header -->
  ...

  <!-- Begin Custodian -->
  <custodian>
    <assignedCustodian>
      <representedCustodianOrganization>

        <!-- ID is used for system purposes such as matching -->
        <id root="c9c04faf-d7a8-4802-8c69-980b0ce4d798"/>
        <name>Custodian</name>

        <!-- Electronic Communication Detail -->
        <telecom use="WP" value="tel:0712341234"/>

        <!-- Address -->
        <addr use="WP">
          <streetAddressLine>99 Medicare Street</streetAddressLine>
          <city>Nehtaville</city>
          <state>QLD</state>
          <postalCode>5555</postalCode>
          <additionalLocator>32568931</additionalLocator>
        </addr>

        <!-- Entity Identifier -->
        <ext:asEntityIdentifier classCode="IDENT">
          <ext:id assigningAuthorityName="PAI-O" root="1.2.36.1.2001.1007.1.8003640001000010"/>
          <ext:assigningGeographicArea classCode="PLC">
            <ext:name>National Identifier</ext:name>
          </ext:assigningGeographicArea>
        </ext:asEntityIdentifier>

      </representedCustodianOrganization>
    </assignedCustodian>
  </custodian>
  <!-- End Custodian -->
  ...

  <!-- End CDA Header -->

  <!-- Begin CDA Body -->
  <component>
    <structuredBody>
      ...
    </structuredBody>
  </component>
  <!-- End CDA Body -->
```

</ClinicalDocument>

6 Context Data Specification - CDA Mapping



6.1 MEDICARE/DVA BENEFITS REPORT

Identification

Name	MEDICARE/DVA BENEFITS REPORT
Metadata Type	Structured Document
Identifier	SD-16644

Relationships

Children

Data Type	Name	Occurrence
	SUBJECT OF CARE	1..1
	DOCUMENT AUTHOR	1..1

CDA R-MIM Representation

Figure 6.1 CDA Header Model for Medicare/DVA Benefits Report Context shows a subset of the CDA R-MIM containing those classes being referred to in the CDA Mapping. This data component maps to CDA Header elements.

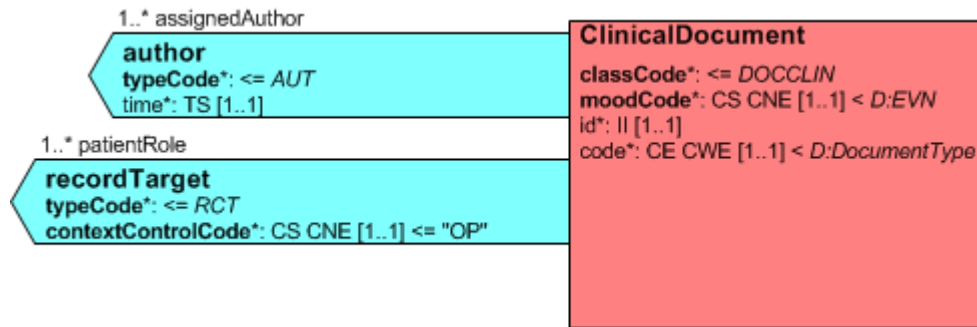


Figure 6.1. CDA Header Model for Medicare/DVA Benefits Report Context

CDA Mapping

NEHTA SCS Data Component	Data Component Definition	Card	CDA Schema Data Element	Vocab	Comments
CDA Header Data Elements					
Medicare/DVA Benefits Report	Information about healthcare services provided to an individual that were partially or fully funded by Medicare or the Department of Veterans' Affairs.	1..1	ClinicalDocument		
Medicare/DVA Benefits Report > SUBJECT OF CARE	Person about whom the information contained in this document was captured.	1..1	See: SUBJECT OF CARE		
Medicare/DVA Benefits Report > DOCUMENT AUTHOR	Composer of the document.	1..1	See: DOCUMENT AUTHOR		
Medicare/DVA Benefits Report > Document Instance Identifier	A globally unique identifier for each instance of a Medicare/DVA Benefits Report document.	1..1	ClinicalDocument/id		See <id> for available attributes.
Medicare/DVA Benefits Report > Document Type	Type of document.	1..1	ClinicalDocument/code		See <code> for available attributes.
			ClinicalDocument/code/@code="100.16644"		
			ClinicalDocument/code/@codeSystem="1.2.36.1.2001.1001.101"		
			ClinicalDocument/code/@codeSystemName="NCTIS Data Components"		
			ClinicalDocument/code/@displayName="Medicare/DVA Benefits Report"		

For CDA Header mappings and model which are not explicitly included in the SCS, see [ClinicalDocument](#).

Example 6.1. Medicare/DVA Benefits Report Context XML Fragment

```
<!-- This example is provided for illustrative purposes only. It has had no clinical validation.
While every effort has been taken to ensure that the examples are consistent with the message specification,
where there are conflicts with the written message specification or schema, the specification or schema shall be considered to take precedence -->

<ClinicalDocument xmlns:xsi="http://www.w3.org/2001/XMLSchema-instance"
xmlns="urn:hl7-org:v3"
xmlns:xs="http://www.w3.org/2001/XMLSchema"
xmlns:ext="http://ns.electronichealth.net.au/Ci/Cda/Extensions/3.0">

...

<id root="8f281000-498d-11e2-bcfd-0800200c9a66"/>
<code code="100.16644"
codeSystem="1.2.36.1.2001.1001.101"
codeSystemName="NCTIS Data Components"
displayName="Medicare/DVA Benefits Report"/>
>
...

<!-- Begin CDA Header -->
<!-- Begin SUBJECT OF CARE -->
...

<!-- End SUBJECT OF CARE -->

<!-- Begin DOCUMENT AUTHOR-->
<author>
...
</author>
<!-- End DOCUMENT AUTHOR -->
...

<!-- End CDA Header -->

<!-- Begin CDA Body -->
...

<!-- End CDA Body -->
</ClinicalDocument>
```

6.1.1 DOCUMENT AUTHOR

Identification

Name	DOCUMENT AUTHOR
Metadata Type	Data Group
Identifier	DG-10296

Relationships

Parent

Data Type	Name	Occurrences (child within parent)
	MEDICARE/DVA BENEFITS REPORT	1..1

CDA R-MIM Representation

Figure 6.2 DOCUMENT AUTHOR shows a subset of the CDA R-MIM containing those classes being referred to in the CDA Mapping. This data component maps to CDA Header elements.

The DOCUMENT AUTHOR data group instantiated as DEVICE is related to its context of ClinicalDocument by the author participation class. An author is a device in the role of assignedAuthor (AssignedAuthor class). The entity playing the role is assignedAuthorChoice (AuthoringDevice class). The entity identifier of the participant is mapped to the EntityIdentifier class (Australian CDA extension) and is associated with the assignedAuthorChoice.

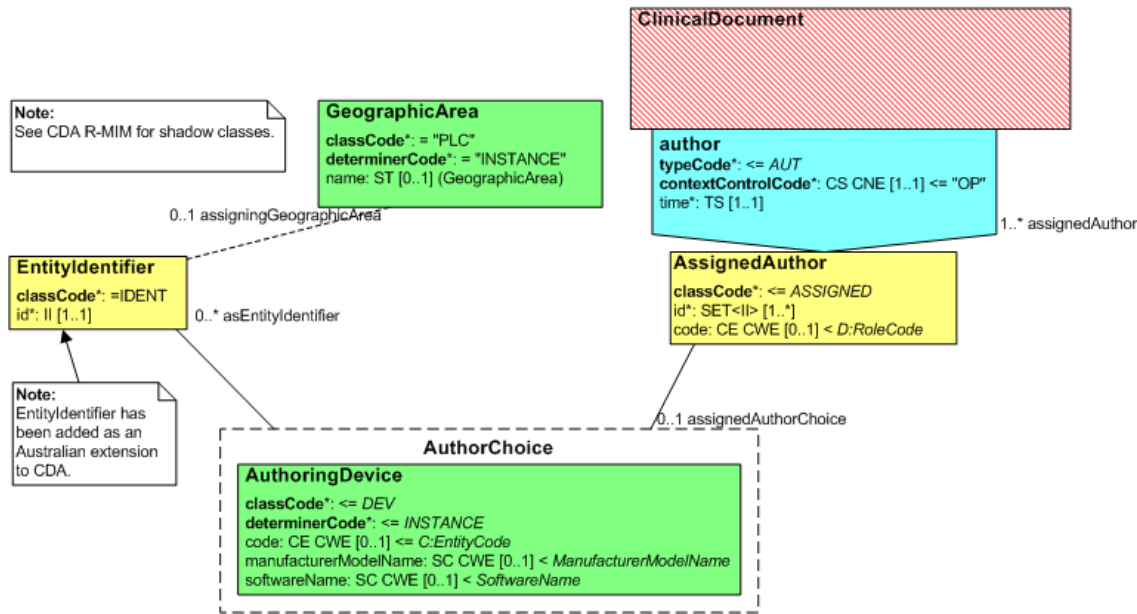


Figure 6.2. DOCUMENT AUTHOR

CDA Mapping

NEHTA SCS Data Component	Data Component Definition	Card	CDA Schema Data Element	Vocab	Comments
CDA Header Data Elements			Context: ClinicalDocument/		
DOCUMENT AUTHOR	Composer of the document.	1..1	author		Document Author SHALL be filled with the Device that authored the document.
DOCUMENT AUTHOR > Participation Period	The time interval during which the participation in the health care event occurred.	1..1	author/time	Although the definition of this element states that it is a time interval, the following applies: "The end of the participation period of a Document Author participation is the time associated with the completion of editing the content of a document." Thus only the end time need be recorded.	Required CDA element.
DOCUMENT AUTHOR > Participation Type	The categorisation of the nature of the participant's involvement in the healthcare event described by this participation.	1..1	n/a	Participation Type SHALL have an implementation-specific value equivalent to "Document Author".	Not mapped directly; encompassed implicitly in author/typeCode="AUT" (optional, fixed value).
DOCUMENT AUTHOR > Role	The involvement or role of the participant in the related action from a healthcare perspective rather than the specific participation perspective.	1..1	author/assignedAuthor/code	Role SHALL have an implementation-specific value equivalent to "Not Applicable".	n/a
n/a	n/a	1..1	author/assignedAuthor/id	UUID This is a technical identifier that is used for system purposes such as matching. If a suitable internal key is not available, a UUID MAY be used.	Required CDA element.
DOCUMENT AUTHOR > Participant	Details pertinent to the identification of an individual or organisation or device that has participated in a healthcare event/encounter/clinical interaction.	1..1	author/assignedAuthor/assignedAuthoringDevice		
DOCUMENT AUTHOR > Participant > Entity Identifier	A number or code issued for the purpose of identifying a participant within a healthcare context.	1..*	author/assignedAuthor/assignedAuthoringDevice/<Entity Identifier>	The value of one Entity Identifier SHALL be a PAI-D.	See common pattern: Entity Identifier .

NEHTA SCS Data Component	Data Component Definition	Card	CDA Schema Data Element	Vocab	Comments
DOCUMENT AUTHOR > Participant > Person or Organisation or Device	Represents a choice to be made at run-time between PERSON, ORGANISATION or DEVICE.	1..1	n/a	PERSON OR ORGANISATION OR DEVICE SHALL be instantiated as a DEVICE.	This logical NEHTA data component has no mapping to CDA. The cardinality of this component propagates to its children.
DOCUMENT AUTHOR > Participant > Person or Organisation or Device > Device	Describes a device or software module of interest to, or involved in, the business of healthcare service provision.	1..1	n/a		Not mapped directly; encompassed implicitly in author/assignedAuthor/assignedAuthoringDevice.
DOCUMENT AUTHOR > Participant > Person or Organisation or Device > Device > Device Name	The full name of the device.	1..1	author/assignedAuthor/assignedAuthoringDevice/ softwareName		

Example 6.2. Document Author XML Fragment

```

<!-- This example is provided for illustrative purposes only. It has had no clinical validation.
While every effort has been taken to ensure that the examples are consistent with the message specification,
where there are conflicts with the written message specification or schema, the specification or schema shall be considered to take precedence -->

<ClinicalDocument
  xmlns="urn:hl7-org:v3"
  xmlns:ext="http://ns.electronichealth.net.au/Ci/Cda/Extensions/3.0"
  ...
  >
  ...
  <!-- Begin DOCUMENT AUTHOR -->
  <author>

    <!-- Participation Period (DateTime Authored) -->
    <time value="201110201235+1000" />

    <assignedAuthor>

      <!-- ID is used for system purposes such as matching -->
      <id root="7FCB0EC4-0CD0-11E0-9DFC-8F50D8572085" />

      <!-- The author code is not applicable -->
      <code nullFlavor='NA' />

      <!-- Participant -->
      <assignedAuthoringDevice>

        <!-- Device Name -->
        <softwareName>Software Name</softwareName>

        <!-- Entity Identifier -->
        <ext:asEntityIdentifier classCode="IDENT">
          <ext:id assigningAuthorityName="PAI-D" root="1.2.36.1.2001.1007.20.8003640003000018" />
        </ext:asEntityIdentifier>

      </assignedAuthoringDevice>

    </assignedAuthor>
  </author>
  <!-- End DOCUMENT AUTHOR -->
  ...

  <!-- Begin CDA Body -->
  <component>
    <structuredBody>
      ...

    </structuredBody>
  </component>
  <!-- End CDA Body -->
</ClinicalDocument>

```


6.1.2 SUBJECT OF CARE

Identification

Name	SUBJECT OF CARE
Metadata Type	Data Group
Identifier	DG-10296

Relationships

Parent

Data Type	Name	Occurrences (child within parent)
	MEDICARE/DVA BENEFITS REPORT	1..1

CDA R-MIM Representation

Figure 6.3 SUBJECT OF CARE - Header Data Elements and Figure 6.4 SUBJECT OF CARE - Body Data Elements show a subset of the CDA R-MIM containing those classes being referred to in the CDA Mapping. This data component maps to both CDA Header and CDA Body elements.

The SUBJECT OF CARE data group maps mostly to CDA Header elements. The recordTarget participation class represents the medical record to which this document belongs. The recordTarget is associated with the Patient class by the PatientRole class. In order to represent the Date of Death of the Subject of Care, Patient.deceasedTime has been added as an Australian CDA extension.

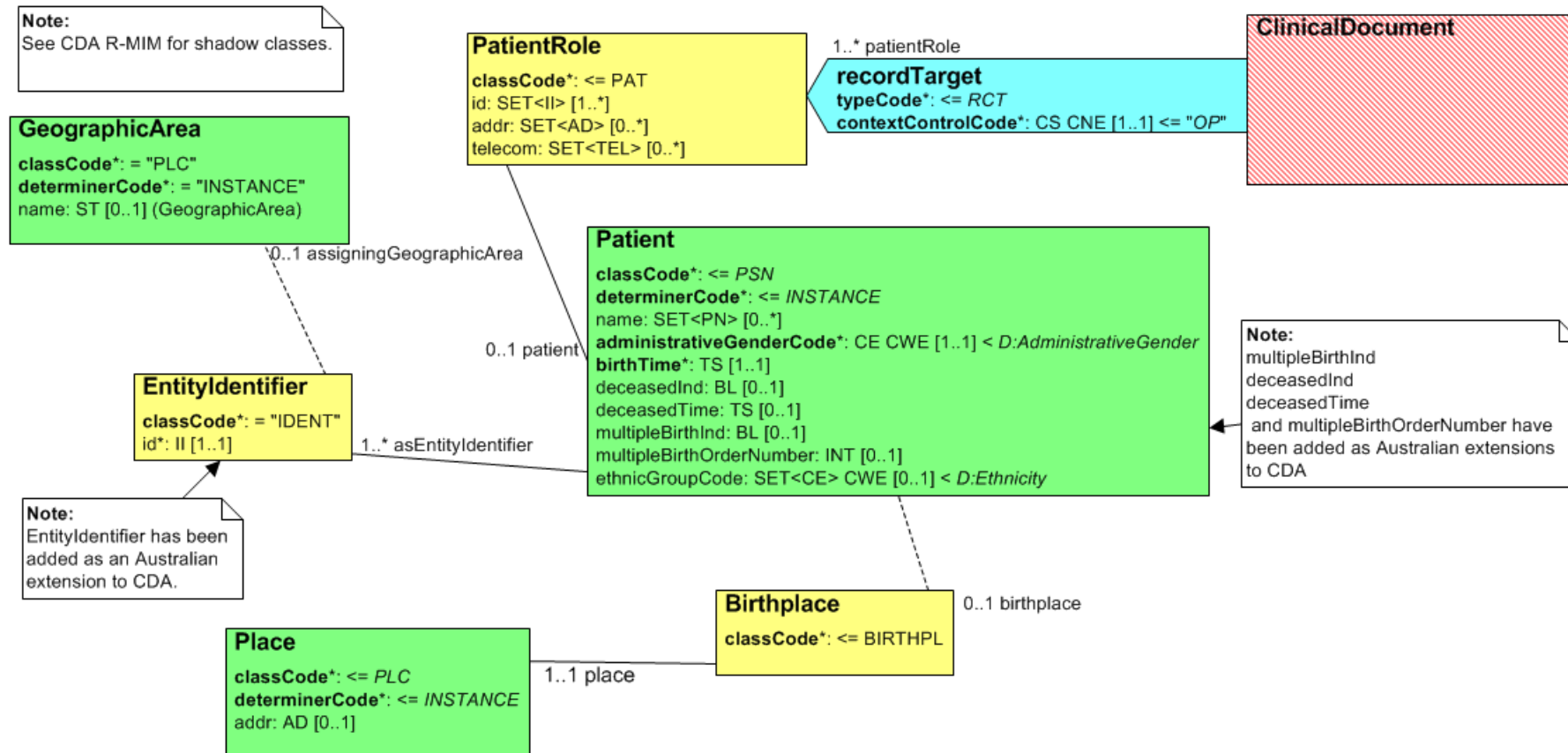


Figure 6.3. SUBJECT OF CARE - Header Data Elements



Note

Several data elements contained in the SUBJECT OF CARE data group could not be mapped to CDA Header elements. These data elements have been mapped to Observations in the Administrative Observations section (see [4 Administrative Observations](#)).

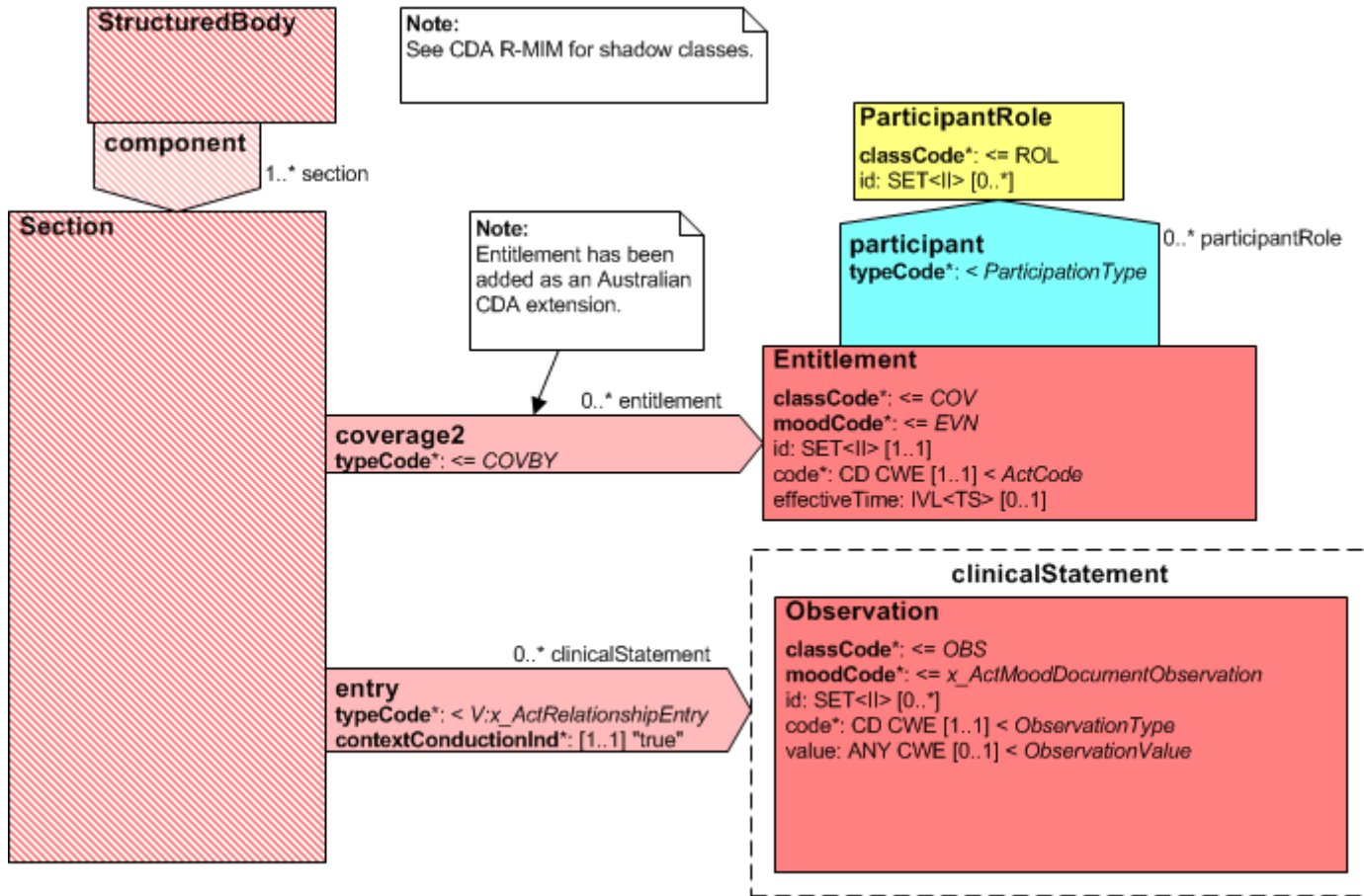


Figure 6.4. SUBJECT OF CARE - Body Data Elements

CDA Mapping

NEHTA SCS Data Component	Data Component Definition	Card	CDA Schema Data Element	Vocab	Comments
CDA Header Data Elements			Context: ClinicalDocument/		
SUBJECT OF CARE	Person about whom the information contained in this document was captured.	1..1	recordTarget/patientRole		
n/a	n/a	1..1	recordTarget/patientRole/id	UUID This is a technical identifier that is used for system purposes such as matching. If a suitable internal key is not available, a UUID MAY be used.	Required CDA element.
SUBJECT OF CARE > Participation Type	The categorisation of the nature of the participant's involvement in the healthcare event described by this participation.	1..1	n/a	Participation Type SHALL have an implementation-specific fixed value equivalent to "Subject of Care".	Not mapped directly, encompassed implicitly in recordTarget/typeCode = "RCT" (optional, fixed value).
SUBJECT OF CARE > Role	The involvement or role of the participant in the related action from a healthcare perspective rather than the specific participation perspective.	1..1	n/a	Role SHALL have an implementation-specific fixed value equivalent to "Patient".	Not mapped directly, encompassed implicitly in recordTarget/patientRole/classCode = "PAT".
SUBJECT OF CARE > Participant	Details pertinent to the identification of an individual or organisation or device that has participated in a healthcare event/encounter/clinical interaction.	1..1	recordTarget/patientRole/patient		
SUBJECT OF CARE > Participant > Entity Identifier	A number or code issued for the purpose of identifying a participant within a healthcare context.	1..*	recordTarget/patientRole/patient/<Entity Identifier>	The value of one Entity Identifier SHALL be an Australian IHI.	See common pattern: Entity Identifier . The Subject of Care's Medicare card number is recorded in Entitlement, not Entity Identifier.
SUBJECT OF CARE > Participant > Address	The description of a location where an entity is located or can be otherwise reached or found and a description of the purpose for which that address is primarily used by that entity.	0..*	recordTarget/patientRole/<Address>		See common pattern: Address .

NEHTA SCS Data Component	Data Component Definition	Card	CDA Schema Data Element	Vocab	Comments
SUBJECT OF CARE > Participant > Electronic Communication Detail	The electronic communication details of entities.	0..*	recordTarget/patientRole/< Electronic Communication Detail >		See common pattern: Electronic Communication Detail .
SUBJECT OF CARE > Participant > Person or Organisation or Device	Represents a choice to be made at run-time between PERSON, ORGANISATION or DEVICE.	1..1	n/a	PERSON OR ORGANISATION OR DEVICE SHALL be instantiated as a PERSON.	This logical NEHTA data component has no mapping to CDA. The cardinality of this component propagates to its children.
SUBJECT OF CARE > Participant > Person or Organisation or Device > Person	An individual who is in the role of healthcare provider, who uses or is a potential user of a healthcare service, or is in some way related to, or a representative of, a subject of care (patient).	1..1	n/a		Not mapped directly, encompassed implicitly in recordTarget/patientRole/ patient.
SUBJECT OF CARE > Participant > Person or Organisation or Device > Person > Person Name	The appellation by which an individual may be identified separately from any other within a social context.	1..*	recordTarget/patientRole/patient/< Person Name >		See common pattern: Person Name .
SUBJECT OF CARE > Participant > Person or Organisation or Device > Person > Demographic Data	Additional characteristics of a person that may be useful for identification or other clinical purposes.	1..1	n/a		This logical NEHTA data component has no mapping to CDA. The cardinality of this component propagates to its children.
SUBJECT OF CARE > Participant > Person or Organisation or Device > Person > Demographic Data > Sex	The biological distinction between male and female. Where there is inconsistency between anatomical and chromosomal characteristics, sex is based on anatomical characteristics.	1..1	recordTarget/patientRole/patient/ administrativeGenderCode	AS 5017-2006 Health Care Client Identifier Sex	
SUBJECT OF CARE > Participant > Person or Organisation or Device > Person > Demographic Data > Date of Birth Detail	Details of the accuracy, origin and value of a person's date of birth.	1..1	n/a		This logical NEHTA data component has no mapping to CDA. The cardinality of this component propagates to its children.
SUBJECT OF CARE > Participant > Person or Organisation or Device > Person > Demographic Data > Date of Birth Detail > Date of Birth	The date of birth of the person.	1..1	recordTarget/patientRole/patient/ birthTime		See <time> for available attributes.

NEHTA SCS Data Component	Data Component Definition	Card	CDA Schema Data Element	Vocab	Comments
CDA Body Level 3 Data Elements			Context: ClinicalDocument/component/structuredBody/component[admin_obs]/section/ (See 4 Administrative Observations)		
SUBJECT OF CARE > Participant > Person or Organisation or Device > Person > Demographic Data > Date of Birth Detail > Date of Birth is Calculated From Age	Indicates whether or not a person's date of birth has been derived from the value in the Age data element.	0..1	entry[calc_age]		
			entry[calc_age]/ observation		
			entry[calc_age]/observation/@ classCode="OBS"		
			entry[calc_age]/observation/@ moodCode="EVN"		
			entry[calc_age]/observation/ code		
			entry[calc_age]/observation/code/@ code="103.16233"		
			entry[calc_age]/observation/code/@ codeSystem="1.2.36.1.2001.1001.101"		
			entry[calc_age]/observation/code/@ codeSystemName="NCTIS Data Components"		
			entry[calc_age]/observation/code/@ displayName="Date of Birth is Calculated From Age"		
			entry[calc_age]/observation/ id	UUID This is a technical identifier that is used for system purposes such as matching. If a suitable internal key is not available, a UUID MAY be used.	See <id> for available attributes.
entry[calc_age]/observation/ value:BL		If the date of birth has been calculated from age this is true, otherwise it is false.			

NEHTA SCS Data Component	Data Component Definition	Card	CDA Schema Data Element	Vocab	Comments
SUBJECT OF CARE > Participant > Person or Organisation or Device > Person > Demographic Data > Date of Birth Detail > Date of Birth Accuracy Indicator	The level of certainty or estimation of a person's date of birth.	0..1	entry[dob_acc]		
			entry[dob_acc]/observation		
			entry[dob_acc]/observation/@classCode="OBS"		
			entry[dob_acc]/observation/@moodCode="EVN"		
			entry[dob_acc]/observation/code		
			entry[dob_acc]/observation/code/@code="102.16234"		
			entry[dob_acc]/observation/code/@codeSystem="1.2.36.1.2001.1001.101"		
			entry[dob_acc]/observation/code/@codeSystemName="NCTIS Data Components"		
			entry[dob_acc]/observation/code/@displayName="Date of Birth Accuracy Indicator"		
			entry[dob_acc]/observation/id	UUID This is a technical identifier that is used for system purposes such as matching. If a suitable internal key is not available, a UUID MAY be used.	See <id> for available attributes.
			entry[dob_acc]/observation/value:CS	AS 5017-2006 Health Care Client Identifier Date Accuracy Indicator	
SUBJECT OF CARE > Participant > Person or Organisation or Device > Person > Demographic Data > Date of Birth Detail > Date of Birth Accuracy Indicator > Date of Birth Day Accuracy Indicator	The accuracy of the day component of a person's date of birth.	1..1	n/a		Encompassed in the mapping for Date of Birth Accuracy Indicator (above).
SUBJECT OF CARE > Participant > Person or Organisation or Device > Person > Demographic Data > Date of Birth Detail > Date of Birth Accuracy Indicator > Date of Birth Month Accuracy Indicator	The accuracy of the month component of a person's date of birth.	1..1	n/a		Encompassed in the mapping for Date of Birth Accuracy Indicator (above).
SUBJECT OF CARE > Participant > Person or Organisation or Device > Person > Demographic Data > Date of Birth Detail > Date of Birth Accuracy Indicator > Date of Birth Year Accuracy Indicator	The accuracy of the year component of a person's date of birth.	1..1	n/a		Encompassed in the mapping for Date of Birth Accuracy Indicator (above).

NEHTA SCS Data Component	Data Component Definition	Card	CDA Schema Data Element	Vocab	Comments
SUBJECT OF CARE > Participant > Person or Organisation or Device > Person > Demographic Data > Age Detail	Details of the accuracy and value of a person's age.	0..1	n/a		This logical NEHTA data component has no mapping to CDA. The cardinality of this component propagates to its children.
SUBJECT OF CARE > Participant > Person or Organisation or Device > Person > Demographic Data > Age Detail > Age	The age of a person/subject of care at the time.	1..1	entry[age]		
			entry[age]/ observation		
			entry[age]/observation/ @classCode="OBS"		
			entry[age]/observation/ @moodCode="EVN"		
			entry[age]/observation/ code		
			entry[age]/observation/code/ @code="103.20109"		
			entry[age]/observation/code/ @codeSystem="1.2.36.1.2001.1001.101"		
			entry[age]/observation/code/ @codeSystemName="NCTIS Data Components"		
			entry[age]/observation/code/ @displayName="Age"		
entry[age]/observation/ id	UUID	This is a technical identifier that is used for system purposes such as matching. If a suitable internal key is not available, a UUID MAY be used.	See <id> for available attributes.		
entry[age]/observation/ value:PQ					

NEHTA SCS Data Component	Data Component Definition	Card	CDA Schema Data Element	Vocab	Comments
SUBJECT OF CARE > Participant > Person or Organisation or Device > Person > Demographic Data > Age Detail > Age Accuracy Indicator	The accuracy of a person's age.	0..1	entry[age_acc]		
			entry[age_acc]/observation		
			entry[age_acc]/observation/@classCode="OBS"		
			entry[age_acc]/observation/@moodCode="EVN"		
			entry[age_acc]/observation/code		
			entry[age_acc]/observation/code/@code="103.16279"		
			entry[age_acc]/observation/code/@codeSystem="1.2.36.1.2001.1001.101"		
			entry[age_acc]/observation/code/@codeSystemName="NCTIS Data Components"		
			entry[age_acc]/observation/code/@displayName="Age Accuracy Indicator"		
			entry[age_acc]/observation/id	UUID This is a technical identifier that is used for system purposes such as matching. If a suitable internal key is not available, a UUID MAY be used.	See <id> for available attributes.
entry[age_acc]/observation/value:BL		If the age is considered to be accurate, this is true, otherwise it is false.			

NEHTA SCS Data Component	Data Component Definition	Card	CDA Schema Data Element	Vocab	Comments
SUBJECT OF CARE > Participant > Person or Organisation or Device > Person > Demographic Data > Birth Plurality	An indicator of multiple birth, showing the total number of births resulting from a single pregnancy.	0..1	entry[brth_plr]		
			entry[brth_plr]/ observation		
			entry[brth_plr]/observation/@ classCode ="OBS"		
			entry[brth_plr]/observation/@ moodCode ="EVN"		
			entry[brth_plr]/observation/ code		
			entry[brth_plr]/observation/code/@ code ="103.16249"		
			entry[brth_plr]/observation/code/@ codeSystem ="1.2.36.1.2001.1001.101"		
			entry[brth_plr]/observation/code/@ codeSystemName ="NCTIS Data Components"		
			entry[brth_plr]/observation/code/@ displayName ="Birth Plurality"		
			entry[brth_plr]/observation/ id	UUID This is a technical identifier that is used for system purposes such as matching. If a suitable internal key is not available, a UUID MAY be used.	See <id> for available attributes.
entry[brth_plr]/observation/ value:INT					
CDA Header Data Elements			Context: ClinicalDocument/		
SUBJECT OF CARE > Participant > Person or Organisation or Device > Person > Demographic Data > Birth Order	The sequential order of each baby of a multiple birth regardless of live or still birth.	0..1	recordTarget/patientRole/patient/ ext:multipleBirthInd		See Australian CDA extension: Multiple Birth .
			recordTarget/patientRole/patient/ ext:multipleBirthOrderNumber		
SUBJECT OF CARE > Participant > Person or Organisation or Device > Person > Demographic Data > Date of Death Detail	Details of the accuracy and value of a person's date of death.	0..1	n/a		This logical NEHTA data component has no mapping to CDA. The cardinality of this component propagates to its children.
SUBJECT OF CARE > Participant > Person or Organisation or Device > Person > Demographic Data > Date of Death Detail > Date of Death	The date or date and time at which a person was estimated or certified to have died.	1..1	recordTarget/patientRole/patient/ ext:deceasedInd		See Australian CDA extension: Deceased Time .
			recordTarget/patientRole/patient/ ext:deceasedTime		See <time> for available attributes.

NEHTA SCS Data Component	Data Component Definition	Card	CDA Schema Data Element	Vocab	Comments
CDA Body Level 3 Data Elements			Context: ClinicalDocument/component/structuredBody/component[admin_obs]/section/ (See 4 Administrative Observations)		
SUBJECT OF CARE > Participant > Person or Organisation or Device > Person > Demographic Data > Date of Death Detail > Date of Death Accuracy Indicator	The level of certainty or estimation of a person's date of death.	0..1	entry[dod_acc]		This logical NEHTA data component has no mapping to CDA. The cardinality of this component propagates to its children.
			entry[dod_acc]/ observation		
			entry[dod_acc]/observation/@ classCode ="OBS"		
			entry[dod_acc]/observation/@ moodCode ="EVN"		
			entry[dod_acc]/observation/ code		
			entry[dod_acc]/observation/code/@ code ="102.16252"		
			entry[dod_acc]/observation/code/@ codeSystem ="1.2.36.1.2001.1001.101"		
			entry[dod_acc]/observation/code/@ codeSystemName ="NCTIS Data Components"		
			entry[dod_acc]/observation/code/@ displayName ="Date of Death Accuracy Indicator"		
entry[dod_acc]/observation/ id	UUID This is a technical identifier that is used for system purposes such as matching. If a suitable internal key is not available, a UUID MAY be used.	See <id> for available attributes.			
entry[doc_acc]/observation/ value:CS	AS 5017-2006 Health Care Client Identifier Date Accuracy Indicator				
SUBJECT OF CARE > Participant > Person or Organisation or Device > Person > Demographic Data > Date of Death Detail > Date of Death Accuracy Indicator > Date of Death Day Accuracy Indicator	The accuracy of the day component of a person's date of death.	1..1	n/a		Encompassed in the mapping for Date of Death Accuracy Indicator (above).
SUBJECT OF CARE > Participant > Person or Organisation or Device > Person > Demographic Data > Date of Death Detail > Date of Death Accuracy Indicator > Date of Death Month Accuracy Indicator	The accuracy of the month component of a person's date of death.	1..1	n/a		Encompassed in the mapping for Date of Death Accuracy Indicator (above).

NEHTA SCS Data Component	Data Component Definition	Card	CDA Schema Data Element	Vocab	Comments
SUBJECT OF CARE > Participant > Person or Organisation or Device > Person > Demographic Data > Date of Death Detail > Date of Death Accuracy Indicator > Date of Death Year Accuracy Indicator	The accuracy of the year component of a person's date of death.	1..1	n/a		Encompassed in the mapping for Date of Death Accuracy Indicator (above).
SUBJECT OF CARE > Participant > Person or Organisation or Device > Person > Demographic Data > Source of Death Notification	The person, location, organisation or other originator of information relating to the date of death.	0..1	entry[src_notif]		
			entry[src_notif]/observation		
			entry[src_notif]/observation/@classCode="OBS"		
			entry[src_notif]/observation/@moodCode="EVN"		
			entry[src_notif]/observation/code		
			entry[src_notif]/observation/code/@code="103.10243"		
			entry[src_notif]/observation/code/@codeSystem="1.2.36.1.2001.1001.101"		
			entry[src_notif]/observation/code/@codeSystemName="NCTIS Data Components"		
			entry[src_notif]/observation/code/@displayName="Source of Death Notification"		
			entry[src_notif]/observation/id	UUID This is a technical identifier that is used for system purposes such as matching. If a suitable internal key is not available, a UUID MAY be used.	See <id> for available attributes.
entry[src_notif]/observation/value:CD	AS 5017-2006: Health Care Client Source of Death Notification	See <code> for available attributes.			

NEHTA SCS Data Component	Data Component Definition	Card	CDA Schema Data Element	Vocab	Comments
SUBJECT OF CARE > Participant > Person or Organisation or Device > Person > Demographic Data > Mother's Original Family Name	The original family name of the person's mother.	0..1	entry[mothers_name]		
			entry[mothers_name]/observation		
			entry[mothers_name]/observation/@classCode="OBS"		
			entry[mothers_name]/observation/@moodCode="EVN"		
			entry[mothers_name]/observation/code		
			entry[mothers_name]/observation/code/@code="103.10245"		
			entry[mothers_name]/observation/code/@codeSystem="1.2.36.1.2001.1001.101"		
			entry[mothers_name]/observation/code/@codeSystemName="NCTIS Data Components"		
			entry[mothers_name]/observation/code/@displayName="Mother's Original Family Name"		
			entry[mothers_name]/observation/id	UUID	See <id> for available attributes. This is a technical identifier that is used for system purposes such as matching. If a suitable internal key is not available, a UUID MAY be used.
entry[mothers_name]/observation/value:PN					
CDA Header Data Elements			Context: ClinicalDocument/		
SUBJECT OF CARE > Participant > Person or Organisation or Device > Person > Demographic Data > Country of Birth	The country in which the person was born.	0..1	recordTarget/patientRole/patient/ birthplace/place/addr/country	Standard Australian Classification of Countries (SACC) Cat. No. 1269 [ABS2008]	Use the name, not the numbered code.
SUBJECT OF CARE > Participant > Person or Organisation or Device > Person > Demographic Data > State/Territory of Birth	The identifier of the Australian state or territory where a person is born.	0..1	recordTarget/patientRole/patient/ birthplace/place/addr/state	AS 5017-2006 Australian State/Territory Identifier - Postal	
SUBJECT OF CARE > Participant > Person or Organisation or Device > Person > Demographic Data > Indigenous Status	Indigenous Status is a measure of whether a person identifies as being of Aboriginal or Torres Strait Islander origin.	0..1	recordTarget/patientRole/patient/ ethnicGroupCode	METeOR 291036: Indigenous Status Indigenous Status SHOULD have a value.	

NEHTA SCS Data Component	Data Component Definition	Card	CDA Schema Data Element	Vocab	Comments
CDA Body Level 3 Data Elements					
Context: ClinicalDocument/component/structuredBody/component[admin_obs]/section/					
SUBJECT OF CARE > Participant > Entitlement	The entitlement or right of a participant to act in a given capacity (as defined by Entitlement Type) within a healthcare context.	0..*	ext:coverage2/@typeCode="COVBY"		See Australian CDA extension: Entitlement .
			ext:coverage2/ext:entitlement		
			ext:coverage2/ext:entitlement/@classCode="COV"		
			ext:coverage2/ext:entitlement/@moodCode="EVN"		
			ext:coverage2/ext:entitlement/ext:participant/@typeCode="BEN"		
			ext:coverage2/ext:entitlement/ext:participant/ext:participantRole/@classCode="PAT"		
			ext:coverage2/ext:entitlement/ext:participant/ext:participantRole/ext:id	UUID This is a technical identifier that is used for system purposes such as matching. If a suitable internal key is not available, a UUID MAY be used.	SHALL hold the same value as ClinicalDocument/recordTarget/patientRole/id.
SUBJECT OF CARE > Participant > Entitlement > Entitlement Number	A number or code issued for the purpose of identifying the entitlement or right of a participant to act in a given capacity (as defined by Entitlement Type) within a healthcare context.	1..1	ext:coverage2/ext:entitlement/ext:id		
SUBJECT OF CARE > Participant > Entitlement > Entitlement Type	The description of the scope of an entitlement.	1..1	ext:coverage2/ext:entitlement/ext:code	NCTIS: Admin Codes - Entitlement Type	See <code> for available attributes.
SUBJECT OF CARE > Participant > Entitlement > Entitlement Validity Duration	The time interval for which an entitlement is valid.	0..1	ext:coverage2/ext:entitlement/ext:effectiveTime		See <time> for available attributes.

Example 6.3. SUBJECT OF CARE XML Fragment

<!-- This example is provided for illustrative purposes only. It has had no clinical validation. While every effort has been taken to ensure that the examples are consistent with the message specification, where there are conflicts with the written message specification or schema, the specification or schema shall be considered to take precedence -->

```
<ClinicalDocument
  xmlns="urn:hl7-org:v3"
  xmlns:ext="http://ns.electronichealth.net.au/Ci/Cda/Extensions/3.0"
  ...
  >
  ...
  <!-- Begin SUBJECT OF CARE - Header Part -->
  <recordTarget typeCode="RCT">
  <patientRole classCode="PAT">
  <!-- This system generated id is used for matching patient Entitlement -->
  <id root="7AA0BAAC-0CD0-11E0-9516-4350DFD72085"/>

  <!-- Address -->
  <addr use="H">
  <streetAddressLine>1 Patient Street</streetAddressLine>
  <city>Nehtaville</city>
  <state>QLD</state>
  <postalCode>5555</postalCode>
  <additionalLocator>32568931</additionalLocator>
  <country>Australia</country>
  </addr>

  <!-- Electronic Communication Detail -->
  <telecom use="H" value="tel:0499999999"/>

  <!-- Participant -->
  <patient>

  <!-- Person Name -->
  <name use="L">
  <prefix>Ms</prefix>
  <given>Sally</given>
  <family>Grant</family>
  </name>

  <!-- Sex -->
  <administrativeGenderCode code="F"
  codeSystem="2.16.840.1.113883.13.68"
  codeSystemName="AS 5017-2006 Health Care Client Sex"
  displayName="Female" />

  <!-- Date of Birth -->
  <birthTime value="20110712"/>

  <!-- Indigenous Status -->
  <ethnicGroupCode code="4" codeSystem="2.16.840.1.113883.3.879.291036" codeSystemName="METeOR Indigenous Status"
  displayName="Neither Aboriginal nor Torres Strait Islander origin" />

  <!-- Multiple Birth Indicator -->
  <ext:multipleBirthInd value="true"/>
  <ext:multipleBirthOrderNumber value="2"/>

  <!-- Date of Death -->
  <ext:deceasedInd value="true"/>
```

```

<ext:deceasedTime value="20121112"/>

<!-- Country of Birth/State of Birth -->
<birthplace>
  <place>
    <addr>
      <country>Australia</country>
      <state>QLD</state>
    </addr>
  </place>
</birthplace>

<!-- Entity Identifier -->
<ext:asEntityIdentifier classCode="IDENT">
  <ext:id assigningAuthorityName="IHI" root="1.2.36.1.2001.1003.0.800360883357361"/>
  <ext:assigningGeographicArea classCode="PLC">
    <ext:name>National Identifier</ext:name>
  </ext:assigningGeographicArea>
</ext:asEntityIdentifier>
</patient>
</patientRole>
</recordTarget>
<!-- End SUBJECT OF CARE - Header Part -->
...

<!-- Begin CDA Body -->
<component>
  <structuredBody>
    ...

    <!-- Begin Section Administrative Observations -->
  <component><!-- [admin_obs] -->
  <section>
    <code code="102.16080"
      codeSystem="1.2.36.1.2001.1001.101"
      codeSystemName="NCTIS Data Components"
      displayName="Administrative Observations"/>

    <title>Administrative Observations</title>

    <!-- Narrative text -->
    <text>
      <table>
        <tbody>
          <tr>
            <th>Date of Birth is Calculated From Age</th>
            <td>True</td>
          </tr>
          <tr>
            <th>Date of Birth Accuracy Indicator</th>
            <td>AAA</td>
          </tr>
          <tr>
            <th>Age</th>
            <td>1</td>
          </tr>
          <tr>
            <th>Age Accuracy Indicator</th>
            <td>True</td>
          </tr>
          <tr>
            <th>Birth Plurality</th>
            <td>3</td>
          </tr>
        </tbody>
      </table>
    </text>
  </section>
  ...
</component>
</structuredBody>
</component>

```

```

</tr>
<tr>
<th>Source of Death Notification</th>
<td>Relative</td>
</tr>
<tr>
<th>Mother's Maiden Name</th>
<td>Smith</td>
</tr>
<tr>
<th>Australian Medicare Card Number</th>
<td>2296818481</td>
</tr>
...
</tbody>
</table>
</text>

<!-- Begin SUBJECT OF CARE - Body -->
<!-- Begin Date of Birth is Calculated From Age -->
<entry><!-- [calc_age] -->
<observation classCode="OBS" moodCode="EVN">
<id root="DA10C13E-EFD0-11DF-91AF-B5CCDFD72085"/>
<code code="103.16233"
codeSystem="1.2.36.1.2001.1001.101"
codeSystemName="NCTIS Data Components"
displayName="Date of Birth is Calculated From Age"/>
<value value="true" xsi:type="BL"/>
</observation>
</entry><!-- [calc_age] -->
<!-- End Date of Birth is Calculated From Age -->

<!-- Begin Date of Birth Accuracy Indicator-->
<entry><!-- [dob_acc] -->
<observation classCode="OBS" moodCode="EVN">
<id root="D253216C-EFD0-11DF-A686-ADCCDFD72085"/>
<code code="102.16234"
codeSystem="1.2.36.1.2001.1001.101"
codeSystemName="NCTIS Data Components"
displayName="Date of Birth Accuracy Indicator"/>
<value code="AAA" xsi:type="CS"/>
</observation>
</entry><!-- [dob_acc] -->
<!-- End Date of Birth Accuracy Indicator-->

<!-- Begin Age -->
<entry><!-- [age] -->
<observation classCode="OBS" moodCode="EVN">
<id root="CCF0D55C-EFD0-11DF-BEA2-A6CCDFD72085"/>
<code code="103.20109"
codeSystem="1.2.36.1.2001.1001.101"
codeSystemName="NCTIS Data Components"
displayName="Age"/>
<value xsi:type="PQ" value="1" unit="a"/>
</observation>
</entry><!-- [age] -->
<!-- End Age -->

<!-- Age Accuracy Indicator -->
<entry><!-- [age_acc] -->
<observation classCode="OBS" moodCode="EVN">

```

```

<id root="C629C9F4-EFD0-11DF-AA9E-96CCDFD72085"/>
<code code="103.16279"
  codeSystem="1.2.36.1.2001.1001.101"
  codeSystemName="NCTIS Data Components"
  displayName="Age Accuracy Indicator"/>
<value value="true" xsi:type="BL"/>
</observation>
</entry><!-- [age_acc] -->

<!-- Birth Plurality -->
<entry><!-- [birth_plr] -->
<observation classCode="OBS" moodCode="EVN">
  <id root="C1EE2646-EFD0-11DF-8D9C-95CCDFD72085"/>
  <code code="103.16249"
    codeSystem="1.2.36.1.2001.1001.101"
    codeSystemName="NCTIS Data Components"
    displayName="Birth Plurality"/>
  <value value="3" xsi:type="INT"/>
</observation>
</entry><!-- [birth_plr] -->

<!-- Begin Source of Death Notification-->
<entry>
  <!-- [src_notif] -->
  <observation classCode="OBS" moodCode="EVN">

    <!-- ID is used for system purposes such as matching -->
    <id root="C749A146-2789-11E1-90AC-74064824019B" />
    <code code="103.10243" codeSystem="1.2.36.1.2001.1001.101" codeSystemName="NCTIS Data Components"
      displayName="Source of Death Notification" />
    <value code="R" codeSystem="2.16.840.1.113883.13.64"
      codeSystemName="AS 5017-2006 Health Care Client Source of Death Notification" displayName="Relative"
      xsi:type="CD" />
  </observation>
</entry>
  <!-- [src_notif] -->
<!-- End Source of Death Notification-->

<!-- Begin Mother's Original Family Name -->
<entry>
  <!-- [mothers_name] -->
  <observation classCode="OBS" moodCode="EVN">

    <!-- ID is used for system purposes such as matching -->
    <id root="E432CD48-278C-11E1-BDA1-0F0A4824019B" />
    <code code="103.10245" codeSystem="1.2.36.1.2001.1001.101" codeSystemName="NCTIS Data Components"
      displayName="Mother's Original Family Name" />
    <value xsi:type="PN">
      <family>Smith</family>
    </value>
  </observation>
</entry>
  <!-- [mothers_name] -->
<!-- End Mother's Original Family Name -->

<!-- Begin Date of Death Accuracy Indicator-->
<entry>
  <!-- [dod_acc] -->
  <observation classCode="OBS" moodCode="EVN">

    <!-- ID is used for system purposes such as matching -->
    <id root="D253216C-EFD0-11DF-A686-ADCCDFD72085" />
    <code code="102.16252" codeSystem="1.2.36.1.2001.1001.101" codeSystemName="NCTIS Data Components"
  
```

```
        displayName="Date of Death Accuracy Indicator" />
    <value code="AAA" xsi:type="CS" />
</observation>
</entry>
<!-- [dod_acc] -->
<!-- End Date of Death Accuracy Indicator-->

<!-- Begin Entitlement -->
<ext:coverage2 typeCode="COVBY">
  <ext:entitlement classCode="COV" moodCode="EVN">
    <ext:id assigningAuthorityName="Medicare Card Number" root="1.2.36.1.5001.1.0.7.1" extension="2296818481" />
    <ext:code code="1" codeSystem="1.2.36.1.2001.1001.101.104.16047" codeSystemName="NCTIS Entitlement Type Values" displayName="Medicare Benefits"/>
    <ext:effectiveTime>
      <high value="20110101"/>
    </ext:effectiveTime>
    <ext:participant typeCode="BEN">
      <ext:participantRole classCode="PAT">
        <ext:id root="7AA0BAAC-0CD0-11E0-9516-4350DFD72085" />
      </ext:participantRole>
    </ext:participant>
  </ext:entitlement>
</ext:coverage2>
<!-- End Entitlement -->

<!-- End SUBJECT OF CARE - Body -->
...

</section>
</component>
<!-- End Section Administrative Observations -->
...

</structuredBody>
</component>
<!-- End CDA Body -->
</ClinicalDocument>
```

7 Content Data Specification - CDA Mapping


7.1 MEDICARE/DVA BENEFITS REPORT

Identification

Name	MEDICARE/DVA BENEFITS REPORT
Metadata Type	Structured Document
Identifier	SD-16644

Relationships

Children

Data Type	Name	Occurrence
	MEDICARE/DVA FUNDED SERVICES	1..1

CDA R-MIM Representation

Figure 7.1 Medicare/DVA Benefits Report shows a subset of the CDA R-MIM containing those classes being referred to in the CDA Mapping. This data component maps to CDA Body elements.

The Medicare/DVA Benefits Report is composed of a ClinicalDocument, which is the entry point into the CDA R-MIM. The ClinicalDocument is associated with the bodyChoice through the component relationship. The StructuredBody class represents a CDA document body that is comprised of one or more document sections.

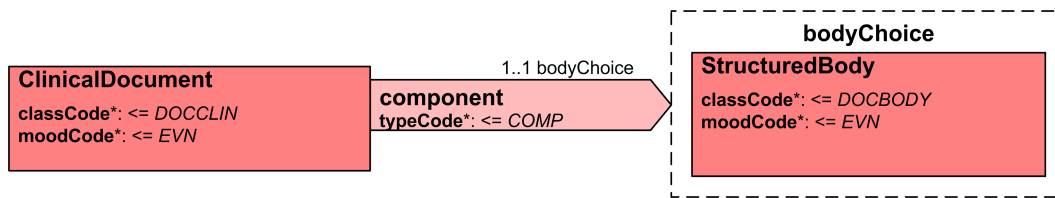


Figure 7.1. Medicare/DVA Benefits Report

CDA Mapping

NEHTA SCS Data Component	Data Component Definition	Card	CDA Schema Data Element	Vocab	Comments
CDA Header Data Elements					
Medicare/DVA Benefits Report	Information about healthcare services provided to an individual that were partially or fully funded by Medicare or the Department of Veterans' Affairs.	1..1	ClinicalDocument		
CDA Body Level 2 Data Elements					
Medicare/DVA Benefits Report (Body)	See above.	1..1	ClinicalDocument/ component/structuredBody		

Example 7.1. Medicare/DVA Benefits Report Body XML Fragment

```
<!-- This example is provided for illustrative purposes only. It has had no clinical validation.
While every effort has been taken to ensure that the examples are consistent with the message specification,
where there are conflicts with the written message specification or schema, the specification or schema shall be considered to take precedence -->

<ClinicalDocument xmlns="urn:hl7-org:v3"
  xmlns:ext="http://ns.electronichealth.net.au/Ci/Cda/Extensions/3.0"
  ...
  >
  ...

  <!-- Begin CDA Header -->
  ...

  <!-- End CDA Header -->

  <!-- Begin CDA Body -->
  <component>
    <structuredBody>
      ...

      <!-- Begin MEDICARE/DVA FUNDED SERVICES -->
      ...

      <!-- End MEDICARE/DVA FUNDED SERVICES -->

    </structuredBody>
  </component>
  <!-- End CDA Body -->

</ClinicalDocument>
```


7.1.1 MEDICARE/DVA FUNDED SERVICES

Identification


Name	MEDICARE/DVA FUNDED SERVICES
Metadata Type	Section
Identifier	S-16643

Relationships

Parent

Data Type	Name	Occurrences (child within parent)
	MEDICARE/DVA BENEFITS REPORT	1..1

Children

Data Type	Name	Occurrence
	MEDICARE/DVA FUNDED SERVICE	1..*

CDA R-MIM Representation

Figure 7.2 [MEDICARE/DVA FUNDED SERVICES](#) shows a subset of the CDA R-MIM containing those classes being referred to in the CDA Mapping. This data component maps to CDA Body elements.

The MEDICARE/DVA FUNDED SERVICES section is composed of a Section class related to its context ClinicalDocument.structuredBody through a component relationship.

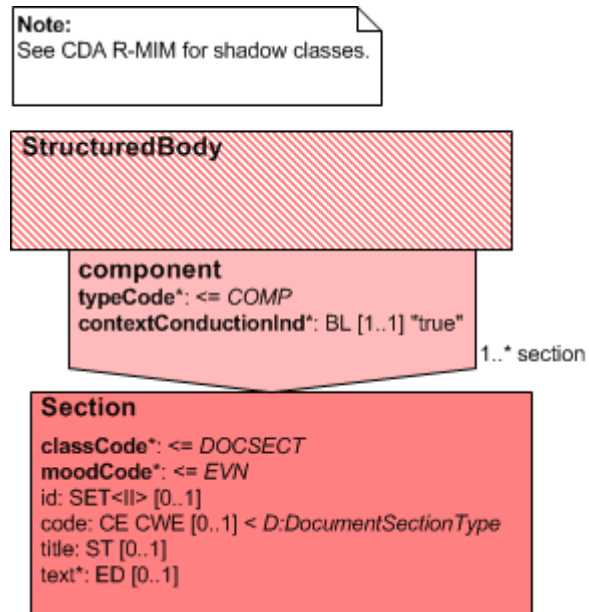


Figure 7.2. MEDICARE/DVA FUNDED SERVICES

CDA Mapping

NEHTA SCS Data Component	Data Component Definition	Card	CDA Schema Data Element	Vocab	Comments
CDA Body Level 2 Data Elements			Context: ClinicalDocument/component/structuredBody/		
MEDICARE/DVA FUNDED SERVICES	Information about healthcare services provided to an individual that were partially or fully funded by Medicare or the Department of Veterans' Affairs.	1..1	component[dva_services]/ section		
			component[dva_services]/section/ title="Medicare/DVA Funded Services"		
			component[dva_services]/section/ text		See Appendix A, CDA Narratives .
MEDICARE/DVA FUNDED SERVICES > Section Type	NEHTA OID for type of section.	1..1	component[dva_services]/section/ code		
			component[dva_services]/section/code/ @code="101.16643"		
			component[dva_services]/section/code/ @codeSystem="1.2.36.1.2001.1001.101"		
			component[dva_services]/section/code/ @codeSystemName="NCTIS Data Components"		
			component[dva_services]/section/code/ @displayName="Medicare/DVA Funded Services"		
MEDICARE/DVA FUNDED SERVICES > MEDICARE/DVA FUNDED SERVICE	Information about healthcare services provided to an individual that were partially or fully funded by Medicare or the Department of Veterans' Affairs.	1..*	See: MEDICARE/DVA FUNDED SERVICE		

Example 7.2. MEDICARE/DVA FUNDED SERVICES XML Fragment

```
<!-- This example is provided for illustrative purposes only. It has had no clinical validation.
While every effort has been taken to ensure that the examples are consistent with the message specification,
where there are conflicts with the written message specification or schema, the specification or schema shall be considered to take precedence -->

<ClinicalDocument xmlns="urn:hl7-org:v3"
  xmlns:ext="http://ns.electronichealth.net.au/Ci/Cda/Extensions/3.0"
  ...
  >
  ...
  <!-- Begin CDA Header -->
  ...
  <!-- End CDA Header -->
  <!-- Begin CDA Body -->
  <component>
  <structuredBody>
  ...
  <!-- Begin MEDICARE/DVA FUNDED SERVICES -->
  <component typeCode="COMP">
  <section classCode="DOCSECT" moodCode="EVN">
  <!-- Section Type -->
  <code code="101.16643" codeSystem="1.2.36.1.2001.1001.101" codeSystemName="NCTIS Data Components"
    displayName="Medicare/DVA Funded Services" />
  <title>Medicare/DVA Funded Services</title>

  <!-- Begin Narrative text -->
  <text>Narrative Text</text>
  <!-- End Narrative text -->

  <!-- Begin MEDICARE/DVA FUNDED SERVICE -->
  ...
  <!-- End MEDICARE/DVA FUNDED SERVICE -->

  </section>
  </component>
  <!-- End MEDICARE/DVA FUNDED SERVICES -->

  </structuredBody>
  </component>
  <!-- End CDA Body -->
</ClinicalDocument>
```


7.1.1.1 MEDICARE/DVA FUNDED SERVICE

Identification



Name	MEDICARE/DVA FUNDED SERVICE
Metadata Type	Data Group
Identifier	DG-16639

Relationships

Parent

Data Type	Name	Occurrences (child within parent)
	MEDICARE/DVA FUNDED SERVICES	1..*

Children

Data Type	Name	Occurrence
	SERVICE REQUESTER	0..1
	SERVICE PROVIDER	0..1

CDA R-MIM Representation

Figure 7.3 MEDICARE/DVA FUNDED SERVICE shows a subset of the CDA R-MIM containing those classes being referred to in the CDA Mapping. This data component maps to CDA Body elements.

The MEDICARE/DVA FUNDED SERVICE data group is represented by an Encounter class. The Service in Hospital Indicator is represented by an Observation class related to the containing encounter by an entry relationship.

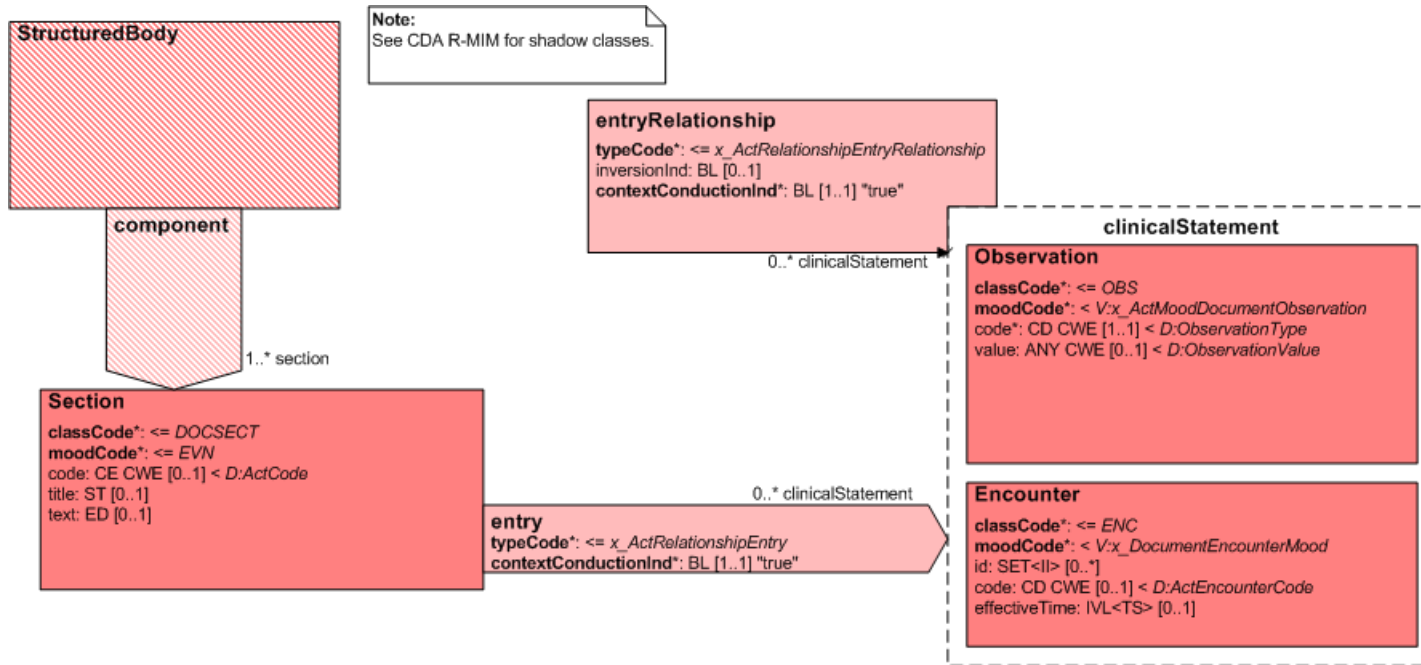


Figure 7.3. MEDICARE/DVA FUNDED SERVICE

CDA Mapping

NEHTA SCS Data Component	Data Component Definition	Card	CDA Schema Data Element	Vocab	Comments
CDA Body Level 3 Data Elements					
Context: ClinicalDocument/component/structuredBody/component[dva]/section/					
MEDICARE/DVA FUNDED SERVICE	Information about healthcare services provided to an individual that were partially or fully funded by Medicare or the Department of Veterans' Affairs.	1..*	entry[med_ben] entry[med_ben]/@typeCode="DRIV" entry[med_ben]/encounter entry[med_ben]/encounter/@classCode="ENC" entry[med_ben]/encounter/@moodCode="EVN"		
MEDICARE/DVA FUNDED SERVICE > Date of Service	The recorded date the service was supplied.	1..1	entry[med_ben]/encounter/effectiveTime		See <time> for available attributes.
MEDICARE/DVA FUNDED SERVICE > Medicare MBS/DVA Item	The Medicare Benefits Schedule (MBS) or the Department of Veterans' Affairs item number and a short description of the service provided.	1..1	entry[med_ben]/encounter/code entry[med_ben]/encounter/code/@code entry[med_ben]/encounter/code/@codeSystem="1.2.36.1.2001.1005.21" entry[med_ben]/encounter/code/@codeSystemName="Australian MBS Code" entry[med_ben]/encounter/code/@displayName	The permissible values are the codes recommended for MBS item code by the Department of Health. The set of item codes (and associated short descriptions) is contained in the Medicare or the Department of Veterans' Affairs benefits schedule. The associated name (short description) of the <i>MBS/DVA Item Code</i> .	See <code> for available attributes. The Australian Medicare Benefits schedule is released regularly. The version of the code system SHOULD be conveyed along with the code, and the version SHOULD be in the form YYYYMM which corresponds to the official month and year of the Medicare schedule that the code is taken from. The codes recommended for MBS item code by the Department of Health are available from the mbsonline.gov.au ¹ website, the Dental and Allied Health Fee Schedules ² on the dva.gov.au ³ website and the DVA Medical Fee Schedule ⁴ on the dva.gov.au ⁵ website.

¹ <http://www.mbsonline.gov.au/internet/mbsonline/publishing.nsf/Content/downloads>

² http://www.dva.gov.au/service_providers/Fee_schedules/Pages/Dental_and_Allied_Health.aspx

³ <http://www.dva.gov.au/>

⁴ http://www.dva.gov.au/service_providers/Fee_schedules/GPs_LMOs_and_Specialists/Pages/RMFS.aspx

⁵ <http://www.dva.gov.au/>

NEHTA SCS Data Component	Data Component Definition	Card	CDA Schema Data Element	Vocab	Comments
MEDICARE/DVA FUNDED SERVICE > Service in Hospital Indicator	Whether the service was provided in a hospital.	0..1	entry[med_ben]		
			entry[med_ben]/encounter/entryRelationship[hos_ind]		
			entry[med_ben]/encounter/entryRelationship[hos_ind]/@typeCode="SUBJ"		
			entry[med_ben]/encounter/entryRelationship[hos_ind]/observation		
			entry[med_ben]/encounter/entryRelationship[hos_ind]/observation/@classCode="OBS"		
			entry[med_ben]/encounter/entryRelationship[hos_ind]/observation/@moodCode="EVN"		
			entry[med_ben]/encounter/entryRelationship[hos_ind]/observation/code		
			entry[med_ben]/encounter/entryRelationship[hos_ind]/observation/code/@code="103.16642"		
			entry[med_ben]/encounter/entryRelationship[hos_ind]/observation/code/@codeSystem="1.2.36.1.2001.1001.101"		
			entry[med_ben]/encounter/entryRelationship[hos_ind]/observation/code/@codeSystemName="NCTIS Data Components"		
			entry[med_ben]/encounter/entryRelationship[hos_ind]/observation/code/@displayName="Service In Hospital Indicator"		
			entry[med_ben]/encounter/entryRelationship[hos_ind]/observation/value:BL		The value of this indicator is "true" if the service was provided in a hospital.
MEDICARE/DVA FUNDED SERVICE > SERVICE REQUESTER	Party that asks for or orders the provision of service.	0..1	See: SERVICE REQUESTER		
MEDICARE/DVA FUNDED SERVICE > SERVICE PROVIDER	The individual who provided the service.	0..1	See: SERVICE PROVIDER		
MEDICARE/DVA FUNDED SERVICE > Medicare/DVA Funded Service Instance Identifier	A globally unique identifier for each instance of a Medicare/DVA Funded Service administration entry.	1..1	entry[med_ben]/encounter/id	UUID This is a technical identifier that is used for system purposes such as matching. If a suitable internal key is not available, a UUID MAY be used.	This id is necessary to reference the encounter from other places in the CDA document.

Example 7.3. MEDICARE/DVA FUNDED SERVICE XML Fragment

<!-- This example is provided for illustrative purposes only. It has had no clinical validation. While every effort has been taken to ensure that the examples are consistent with the message specification, where there are conflicts with the written message specification or schema, the specification or schema shall be considered to take precedence -->

```
<ClinicalDocument xmlns="urn:hl7-org:v3"
xmlns:ext="http://ns.electronichealth.net.au/Ci/Cda/Extensions/3.0"
...
>
...
<!-- Begin CDA Header -->
...
<!-- End CDA Header -->
<!-- Begin CDA Body -->
<component>
<structuredBody>
...
<!-- Begin MEDICARE/DVA FUNDED SERVICES -->
<component typeCode="COMP">
<section classCode="DOCSECT" moodCode="EVN">
...
<!-- Begin MEDICARE/DVA FUNDED SERVICE -->
<entry typeCode="DRIV">
<encounter classCode="ENC" moodCode="EVN">

<!-- Medicare/DVA Funded Service Instance Identifier -->
<id root="DA10C13E-EFD0-11DF-91AF-B5CCDFD72085"/>

<!-- Medicare MBS/DVA Item -->
<code code="11709" codeSystem="1.2.36.1.2001.1005.21" codeSystemVersion="201407" codeSystemName="Australian MBS Code"
displayName="CONTINUOUS ECG RECORDING" />

<!-- Date of Service -->
<effectiveTime value="2011101311130+1000"/>

<!-- Service In Hospital Indicator -->
<entryRelationship typeCode="SUBJ">
<observation classCode="OBS" moodCode="EVN">
<code code="103.16642" codeSystem="1.2.36.1.2001.1001.101" codeSystemName="NCTIS Data Components"
displayName="Service In Hospital Indicator" />
<value xsi:type="BL" value="true"/>
</observation>
</entryRelationship>

<!-- Begin SERVICE REQUESTER -->
...

<!-- End SERVICE REQUESTER -->

<!-- Begin SERVICE PROVIDER -->
...

<!-- End SERVICE PROVIDER -->

</encounter>
```

```
</entry>
<!-- End MEDICARE/DVA FUNDED SERVICE -->
...
</section>
</component>
<!-- End MEDICARE/DVA FUNDED SERVICES -->
...
</structuredBody>
</component>
<!-- End CDA Body -->
</ClinicalDocument>
```


7.1.1.1.1 SERVICE REQUESTER

Identification

Name	SERVICE REQUESTER
Metadata Type	Data Group
Identifier	DG-10296

Relationships

Parent

Data Type	Name	Occurrences (child within parent)
	MEDICARE/DVA FUNDED SERVICE	0..1

CDA R-MIM Representation

Figure 7.4 SERVICE REQUESTER shows a subset of the CDA R-MIM containing those classes being referred to in the CDA Mapping. This data component maps to CDA Body elements.

The SERVICE REQUESTER data group instantiated as 'PERSON' is related to its context of Encounter by the participant participation class. The participant is a person in the role of ParticipantRole. The entity playing the role is PlayingEntity. The entity identifier of the participant is mapped to the EntityIdentifier class.

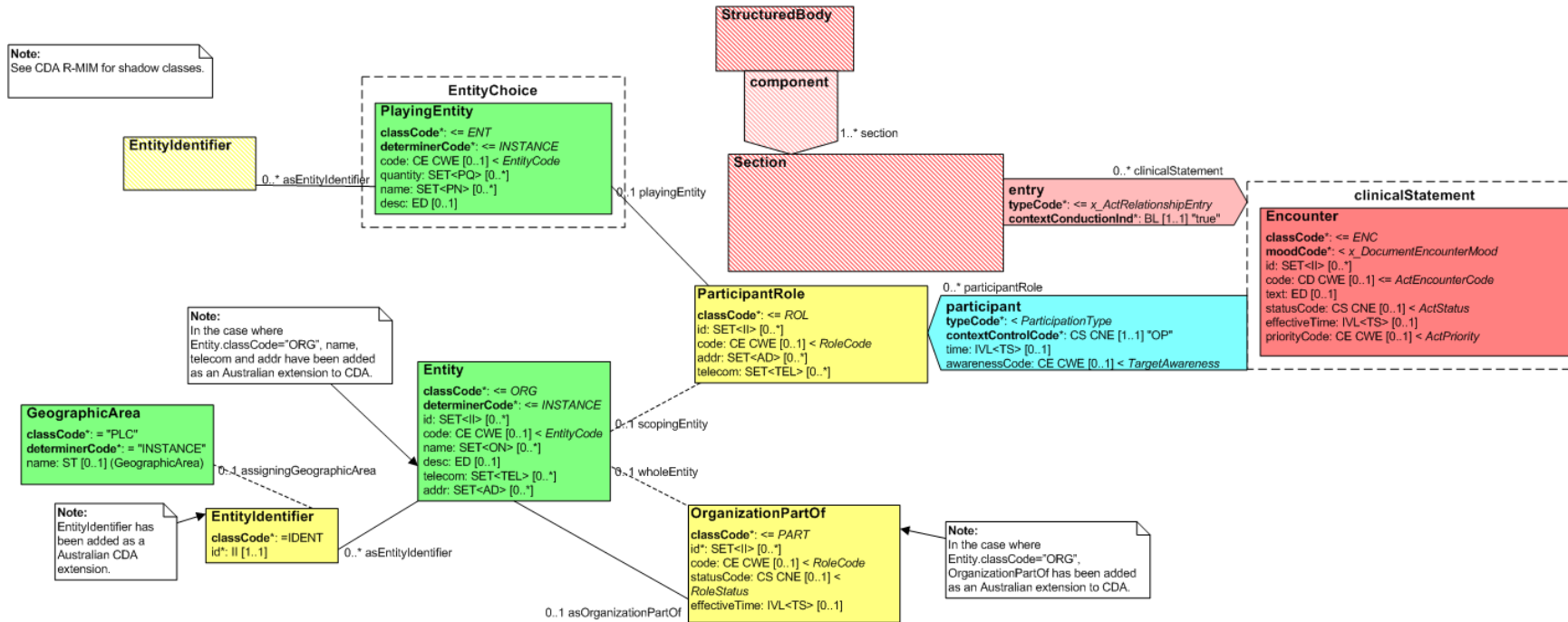


Figure 7.4. SERVICE REQUESTER

CDA Mapping

NEHTA SCS Data Component	Data Component Definition	Card	CDA Schema Data Element	Vocab	Comments
CDA Body Level 3 Data Elements			Context: ClinicalDocument/component/structuredBody/component[dva]/section/entry[med_ben]/encounter/		
SERVICE REQUESTER	Party that asks for or orders the provision of service.	0..1	participant		
SERVICE REQUESTER > Participation Period	The time interval during which the participation in the health care event occurred.	0..1	participant/ time	Although the definition of this element states that it is a time interval, the following applies: "The end of the participation period of a [Participant] participation is the time associated with the completion of editing the content..." Thus only the end time need be recorded.	
SERVICE REQUESTER > Participation Type	The categorisation of the nature of the participant's involvement in the healthcare event described by this participation.	1..1	participant/ @typeCode="REFB"	Participation Type SHALL have an implementation-specific fixed value equivalent to "Service Requester".	
n/a	n/a	1..1	participant/ participantRole/@classCode	HL7:RoleClassCode - Associative	
SERVICE REQUESTER > Role	The involvement or role of the participant in the related action from a healthcare perspective rather than the specific participation perspective.	1..1	participant/participantRole/ code	Role SHOULD have a value chosen from 1220.0 - ANZSCO - Australian and New Zealand Standard Classification of Occupations, First Edition, Revision 1 [ABS2009] . However, if a suitable value in this set cannot be found, then any code set that is both registered with HL7 and publicly available MAY be used.	See <code> for available attributes.

NEHTA SCS Data Component	Data Component Definition	Card	CDA Schema Data Element	Vocab	Comments
SERVICE REQUESTER > Participant	Details pertinent to the identification of an individual or organisation or device that has participated in a healthcare event/encounter/clinical interaction.	1..1	participant/participantRole/ playingEntity		See Australian CDA extension: Participant Entity Organization .
SERVICE REQUESTER > Participant > Entity Identifier	A number or code issued for the purpose of identifying a participant within a healthcare context.	0..*	participant/participantRole/playingEntity/< Entity Identifier >		See common pattern: Entity Identifier .
SERVICE REQUESTER > Participant > Address	The description of a location where an entity is located or can be otherwise reached or found and a description of the purpose for which that address is primarily used by that entity.	0..*	participant/participantRole/< Address >		See common pattern: Address .
SERVICE REQUESTER > Participant > Electronic Communication Detail	The electronic communication details of entities.	0..*	participant/participantRole/< Electronic Communication Detail >		See common pattern: Electronic Communication Detail .
SERVICE REQUESTER > Participant > Person or Organisation or Device	Represents a choice to be made at run-time between PERSON, ORGANISATION or DEVICE.	1..1	n/a		This logical NEHTA data component has no mapping to CDA. The cardinality of this component propagates to its children.
SERVICE REQUESTER > Participant > Person or Organisation or Device > Person	An individual who is in the role of healthcare provider, who uses or is a potential user of a healthcare service, or is in some way related to, or a representative of, a subject of care (patient).	1..1	participant/participantRole/playingEntity/@classCode="PSN"		
SERVICE REQUESTER > Participant > Person or Organisation or Device > Person > Person Name	The appellation by which an individual may be identified separately from any other within a social context.	1..*	participant/participantRole/playingEntity/< Person Name >		See common pattern: Person Name .
SERVICE REQUESTER > Participant > Person or Organisation or Device > Person > Employment Detail	A person's occupation and employer.	0..1	n/a		This logical NEHTA data component has no mapping to CDA. The cardinality of this component propagates to its children.
SERVICE REQUESTER > Participant > Person or Organisation or Device > Person > Employment Detail > Employer Organisation	The organisation that the individual is working for in respect to the role they are playing in the nominated participation.	0..*	participant/participantRole/ scopingEntity		
SERVICE REQUESTER > Participant > Person or Organisation or Device > Person > Employment Detail > Employer Organisation > Entity Identifier	A number or code issued for the purpose of identifying a participant within a healthcare context.	0..*	participant/participantRole/scopingEntity/ext:asOrganizationPartOf/ext:wholeEntity/< Entity Identifier >		See common pattern: Entity Identifier .

NEHTA SCS Data Component	Data Component Definition	Card	CDA Schema Data Element	Vocab	Comments
SERVICE REQUESTER > Participant > Person or Organisation or Device > Person > Employment Detail > Employer Organisation > Organisation	Any organisation of interest to, or involved in, the business of healthcare service provision.	1..1	participant/participantRole/scopingEntity/@classCode="ORG"		
SERVICE REQUESTER > Participant > Person or Organisation or Device > Person > Employment Detail > Employer Organisation > Organisation > Organisation Name	The name by which an organisation is known or called.	1..1	participant/participantRole/scopingEntity/ext:asOrganizationPartOf/ext:wholeEntity/ext:name		
SERVICE REQUESTER > Participant > Person or Organisation or Device > Person > Employment Detail > Employer Organisation > Organisation > Department/Unit	The name by which a department or unit within a larger organisation is known or called.	0..1	participant/participantRole/scopingEntity/ext:name		
SERVICE REQUESTER > Participant > Person or Organisation or Device > Person > Employment Detail > Employer Organisation > Organisation > Organisation Name Detail > Organisation Name Usage	The classification that enables differentiation between recorded names for an organisation or service location.	0..1	participant/participantRole/scopingEntity/ext:asOrganizationPartOf/ext:wholeEntity/ext:name/@use		

Example 7.4. SERVICE REQUESTER XML Fragment

```

<!-- This example is provided for illustrative purposes only. It has had no clinical validation.
While every effort has been taken to ensure that the examples are consistent with the message specification,
where there are conflicts with the written message specification or schema, the specification or schema shall be considered to take precedence -->

<ClinicalDocument xmlns="urn:hl7-org:v3"
  xmlns:ext="http://ns.electronichealth.net.au/Ci/Cda/Extensions/3.0"
  ...
  >
  ...

  <!-- Begin CDA Header -->
  ...

  <!-- End CDA Header -->

  <!-- Begin CDA Body -->
  <component>
    <structuredBody>
    ...

    <!-- Begin MEDICARE/DVA FUNDED SERVICES -->
    <component typeCode="COMP">
      <section classCode="DOCSECT" moodCode="EVN">
      ...

      <!-- Begin MEDICARE/DVA FUNDED SERVICE -->
      <entry typeCode="DRIV">
        <encounter classCode="ENC" moodCode="EVN">
        ...

        <!-- Begin SERVICE REQUESTER -->
        <participant typeCode="REFB">
          <time value="20090731"/>

          <participantRole classCode="PART">
            <!-- Role -->
            <code code="253111"
              codeSystem="2.16.840.1.113883.13.62"
              codeSystemName="1220.0 - ANZSCO - Australian and New Zealand Standard Classification of Occupations, First Edition, Revision 1"
              displayName="General Medical Practitioner"/>

            <!-- Address -->
            <addr use="WP">
              <streetAddressLine>55 GP Street</streetAddressLine>
              <city>Nehtaville</city>
              <state>QLD</state>
              <postalCode>5555</postalCode>
              <additionalLocator>32568931</additionalLocator>
              <country>Australia</country>
            </addr>

            <!-- Electronic Communication Detail -->
            <telecom use="WP" value="tel:0666666666"/>

            <!-- Person Name -->
            <playingEntity classCode="PSN">
              <name>
                <prefix>Dr.</prefix>
                <family>Practitioner</family>

```

```

</name>

<!-- Entity Identifier -->
<ext:asEntityIdentifier classCode="IDENT">
  <ext:id assigningAuthorityName="HPI-I" root="1.2.36.1.2001.1003.0.8003619900015717"/>
  <ext:assigningGeographicArea classCode="PLC">
    <ext:name>National Identifier</ext:name>
  </ext:assigningGeographicArea>
</ext:asEntityIdentifier>
</playingEntity>

<!-- Employer Organisation (Participant (Organisation)) -->
<scopingEntity classCode="ORG">

  <!-- Department/Unit -->
  <ext:name>Your Clinic</ext:name>

  <ext:asOrganizationPartOf>
    <ext:wholeEntity>

      <!-- Organisation Name -->
      <ext:name use="ORGB">Family GP Clinics</ext:name>

      <!-- Entity Identifier -->
      <ext:asEntityIdentifier classCode="IDENT">
        <ext:id assigningAuthorityName="HPI-O" root="1.2.36.1.2001.1003.0.8003621566684455"/>
        <ext:assigningGeographicArea classCode="PLC">
          <ext:name>National Identifier</ext:name>
        </ext:assigningGeographicArea>
      </ext:asEntityIdentifier>

    </ext:wholeEntity>
  </ext:asOrganizationPartOf>

</scopingEntity>

</participantRole>
</participant>
<!-- End SERVICE REQUESTER -->
...

</encounter>
</entry>
<!-- End MEDICARE/DVA FUNDED SERVICE -->

</section>
</component>
<!-- End MEDICARE/DVA FUNDED SERVICES -->
...

</structuredBody>
</component>
<!-- End CDA Body -->

</ClinicalDocument>

```


7.1.1.1.2 SERVICE PROVIDER

Identification

Name	SERVICE PROVIDER
Metadata Type	Data Group
Identifier	DG-10296

Relationships

Parent

Data Type	Name	Occurrences (child within parent)
	MEDICARE/DVA FUNDED SERVICE	0..1

CDA R-MIM Representation

Figure 7.5 SERVICE PROVIDER shows a subset of the CDA R-MIM containing those classes being referred to in the CDA Mapping. This data component maps to CDA Body elements.

The SERVICE PROVIDER data group instantiated as PERSON is represented by the performer participation of the ClinicalStatement.

The SERVICE PROVIDER data group instantiated as PERSON is related to its context of Encounter by the performer participation class. The performer is a person in the role of assignedEntity (AssignedEntity class). The entity playing the role is Person. The entity identifier of the participant is mapped to the EntityIdentifier class and is associated to the Person.

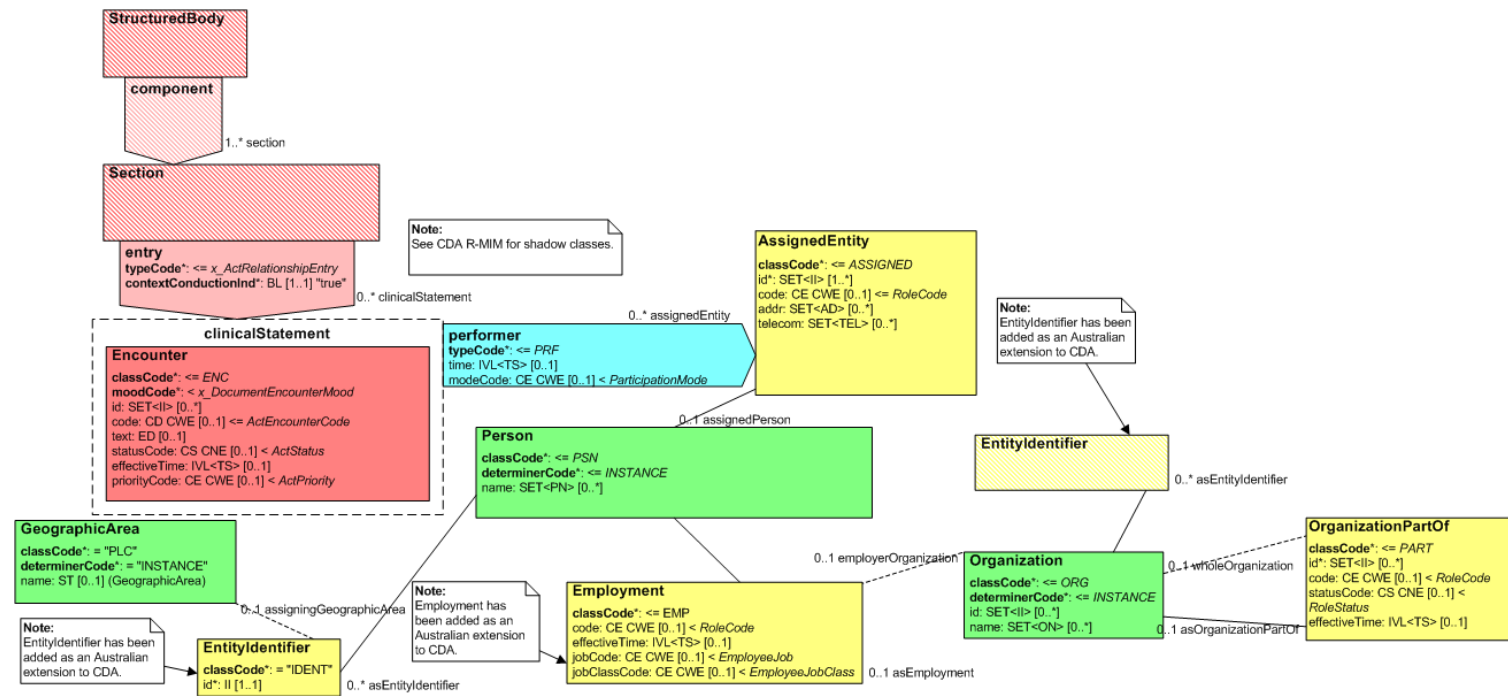


Figure 7.5. SERVICE PROVIDER

CDA Mapping

NEHTA SCS Data Component	Data Component Definition	Card	CDA Schema Data Element	Vocab	Comments
CDA Body Level 3 Data Elements			Context: ClinicalDocument/component/structuredBody/component[dva]/section/entry[med_ben]/encounter/		
SERVICE PROVIDER	The individual who provided the service.	0..1	performer		
SERVICE PROVIDER > Participation Type	The categorisation of the nature of the participant's involvement in the healthcare event described by this participation.	1..1	performer/@typeCode="PRF"	Participation Type SHALL have an implementation-specific fixed value equivalent to "Service Provider".	
SERVICE PROVIDER > Role	The involvement or role of the participant in the related action from a healthcare perspective rather than the specific participation perspective.	1..1	performer/assignedEntity/code	Role SHOULD have a value chosen from 1220.0 - ANZSCO - Australian and New Zealand Standard Classification of Occupations, First Edition, Revision 1 [ABS2009] . However, if a suitable value in this set cannot be found, then any code set that is both registered with HL7 and publicly available MAY be used.	See <code> for available attributes.
n/a	n/a	1..1	performer/assignedEntity/id	UUID This is a technical identifier that is used for system purposes such as matching. If a suitable internal key is not available, a UUID MAY be used.	Required CDA element.
SERVICE PROVIDER > Participant	Details pertinent to the identification of an individual or organisation or device that has participated in a healthcare event/encounter/clinical interaction.	1..1	performer/assignedEntity/assignedPerson		
SERVICE PROVIDER > Participant > Entity Identifier	A number or code issued for the purpose of identifying a participant within a healthcare context.	0..*	performer/assignedEntity/assignedPerson/<Entity Identifier>		See common pattern: Entity Identifier .

NEHTA SCS Data Component	Data Component Definition	Card	CDA Schema Data Element	Vocab	Comments
SERVICE PROVIDER > Participant > Address	The description of a location where an entity is located or can be otherwise reached or found and a description of the purpose for which that address is primarily used by that entity.	0..*	performer/assignedEntity/Address		See common pattern: Address .
SERVICE PROVIDER > Participant > Electronic Communication Detail	The electronic communication details of entities.	0..*	performer/assignedEntity/Electronic Communication Detail		See common pattern: Electronic Communication Detail .
SERVICE PROVIDER > Participant > Person or Organisation or Device	Represents a choice to be made at run-time between PERSON, ORGANISATION or DEVICE.	1..1	n/a		PERSON OR ORGANISATION OR DEVICE SHALL be instantiated as a PERSON. This logical NEHTA data component has no mapping to CDA. The cardinality of this component propagates to its children.
SERVICE PROVIDER > Participant > Person or Organisation or Device > Person	An individual who is in the role of healthcare provider, who uses or is a potential user of a healthcare service, or is in some way related to, or a representative of, a subject of care (patient).	1..1	n/a		Not mapped directly, encompassed implicitly in performer/assignedEntity/assignedPerson.
SERVICE PROVIDER > Participant > Person or Organisation or Device > Person > Person Name	The appellation by which an individual may be identified separately from any other within a social context.	1..*	performer/assignedEntity/assignedPerson/Person Name		See common pattern: Person Name .
SERVICE PROVIDER > Participant > Person or Organisation or Device > Person > Employment Detail	A person's occupation and employer.	0..1	performer/assignedEntity/assignedPerson/Employment		See common pattern: Employment .

Example 7.5. SERVICE PROVIDER XML Fragment

```

<!-- This example is provided for illustrative purposes only. It has had no clinical validation.
While every effort has been taken to ensure that the examples are consistent with the message specification,
where there are conflicts with the written message specification or schema, the specification or schema shall be considered to take precedence -->

<ClinicalDocument xmlns="urn:h17-org:v3"
  xmlns:ext="http://ns.electronichealth.net.au/Ci/Cda/Extensions/3.0"
  ...
  >
  ...

  <!-- Begin CDA Header -->
  ...

  <!-- End CDA Header -->

  <!-- Begin CDA Body -->
  <component>
    <structuredBody>
    ...

    <!-- Begin MEDICARE/DVA FUNDED SERVICES -->
    <component typeCode="COMP">
      <section classCode="DOCSECT" moodCode="EVN">
        ...

        <!-- Begin MEDICARE/DVA FUNDED SERVICE -->
        <entry typeCode="DRIV">
          <encounter classCode="ENC" moodCode="EVN">
            ...

            <!-- Begin SERVICE PROVIDER -->
            <performer typeCode="PRF">
              <time value="20090731"/>
              <assignedEntity classCode="ASSIGNED">

                <!-- ID is used for system purposes such as matching -->
                <id root="AE0DB4EE-0CD0-11E0-8D84-CC50DFD72085"/>

                <!-- Role -->
                <code code="253514"
                  codeSystem="2.16.840.1.113883.13.62"
                  codeSystemName="1220.0 - ANZSCO - Australian and New Zealand Standard Classification of Occupations, First Edition, Revision 1"
                  displayName="Orthopaedic Surgeon"/>

                <!-- Address -->
                <addr nullFlavor="NA"/>

                <!-- Electronic Communication Detail -->
                <telecom nullFlavor="NA"/>

                <assignedPerson>

                  <!-- Person Name -->
                  <name use="L">
                    <prefix>Dr</prefix>
                    <given>Bone</given>
                    <family>Doctor</family>
                  </name>
                
```



```

<!-- Entity Identifier -->
<ext:asEntityIdentifier classCode="IDENT">
  <ext:id nullFlavor="NA" />
  <ext:assigningGeographicArea classCode="PLC">
    <ext:name>Blank (no identifier is available)</ext:name>
  </ext:assigningGeographicArea>
</ext:asEntityIdentifier>

<!-- Employment -->
<ext:asEmployment classCode="EMP">
  <!-- Position In Organisation -->
  <ext:code>
    <originalText>Senior Medical Oncologist</originalText>
  </ext:code>
  <!-- Occupation -->
  <ext:jobCode codes="253314" codeSystem="2.16.840.1.113883.13.62"
    codeSystemName="1220.0 - ANZSCO - Australian and New Zealand Standard Classification of Occupations, First Edition, Revision 1"
    displayName="Medical Oncologist"/>
  <!-- Employment Type -->
  <ext:jobClassCode codes="FT" codeSystem="2.16.840.1.113883.5.1059"
    codeSystemName="HL7:EmployeeJobClass" displayName="full-time"/>
  <!-- Employer Organisation -->
  <ext:employerOrganization>
    <!-- Department/Unit -->
    <name>GP Clinic</name>
    <asOrganizationPartOf>
      <wholeOrganization>
        <!-- Organisation Name -->
        <name use="ORGB">GP Clinics</name>
        <!-- Entity Identifier -->
        <ext:asEntityIdentifier classCode="IDENT">
          <ext:id assigningAuthorityName="HPI-0" root="1.2.36.1.2001.1003.0.8003621566684455"/>
          <ext:assigningGeographicArea classCode="PLC">
            <ext:name>National Identifier</ext:name>
          </ext:assigningGeographicArea>
        </ext:asEntityIdentifier>
      </wholeOrganization>
    </asOrganizationPartOf>
  </ext:employerOrganization>
</ext:asEmployment>

</assignedPerson>

</assignedEntity>
</performer>
<!-- End SERVICE PROVIDER -->
...

</encounter>
</entry>
<!-- End MEDICARE/DVA FUNDED SERVICE -->

</section>
</component>
<!-- End MEDICARE/DVA FUNDED SERVICES -->
...

</structuredBody>
</component>
<!-- End CDA Body -->

```

</ClinicalDocument>

8 Common Patterns

8.1 code

The <code> element pattern refines the kind of act being recorded. It is of data type CD CWE (Concept Descriptor, Coded With Extensibility). It may have:

- a null attribute (*nullFlavor*)
- *originalText*
- *code* and *codeSystem*
- *translation* (CD)
- any combination of the above.

A *displayName* is highly recommended.

Where used, the *code* attribute **SHALL** contain a code from the relevant vocabulary.

Where used, the *codeSystem* attribute **SHALL** contain the OID for the relevant vocabulary. Values for coding systems can be obtained from the HL7 OID registry accessible from the HL7 home web page at www.hl7.org¹.

Where used, the *displayName* attribute **SHALL** contain a human-readable description of the code value.

The *codeSystemName* **MAY** be present and, where used, **SHALL** contain a human-readable name for the coding system.

Where used, the *originalText* element **SHALL** be used to carry the full text associated with this code as selected by, typed by or displayed to the author of this statement.

Codes can be obtained from a variety of sources. Additional vocabularies are also available from the HL7 Version 3 Vocabulary tables, available to HL7 members through the HL7 web site. In some cases, the vocabularies have been specified; in others, a particular code has been fixed or there is no vocabulary specified.

If a vocabulary is specified in this implementation guide and no suitable code can be found, the *originalText* element **SHALL** be used to carry the full text as selected by, typed by or displayed to the author of this statement.

¹ <http://www.hl7.org>

If a vocabulary is specified in this implementation guide and it is not possible to use this vocabulary, but an alternate vocabulary is in use, the *originalText* element **SHALL** be used to carry the full text as selected by, typed by or displayed to the author of this statement. The *code* element **SHALL** be used to carry the relevant information from the alternate vocabulary and the alternate vocabulary **SHALL** be registered with HL7 and allocated an appropriate OID.

If an alternate vocabulary is in use and a translation into the specified code system is available, the *originalText* element **SHALL** be used to carry the full text as selected by, typed by or displayed to the author of this statement. The *code* element **SHALL** be used to carry the relevant information from the alternate vocabulary and the alternate vocabulary **SHALL** be registered with HL7 and allocated an appropriate OID. The *translation* element **SHALL** be used to indicate the translation code from the specified vocabulary.

Example 8.1. code

```
<!-- Specified code system in use -->
<code
  code="271807003"
  codeSystem="2.16.840.1.113883.6.96"
  codeSystemName="SNOMED CT-AU"
  codeSystemVersion="20101130"
  displayName="skin rash" />

<!-- Alternate code system in use and a translation into the specified code system is available -->
<code
  code="49390"
  codeSystem="2.16.840.1.113883.19.6.2"
  codeSystemName="ICD9CM"
  displayName="ASTHMA W/O STATUS ASTHMATICUS">
  <originalText>Patient is Asthmatic</originalText>
  <translation
    code="195967001"
    codeSystem="2.16.840.1.113883.19.6.96"
    codeSystemName="SNOMED CT-AU"
    displayName="Asthma"/>
</code>

<!-- Alternate code system in use and no translation into the specified code system is available -->
<code
  code="49390"
  codeSystem="2.16.840.1.113883.19.6.2"
  codeSystemName="ICD9CM"
  displayName="ASTHMA W/O STATUS ASTHMATICUS">
  <originalText>Patient is Asthmatic</originalText>
</code>

<!-- No suitable code can be found or there is no code system in use -->
<code
  <originalText>Patient is Asthmatic</originalText>
</code>
```

8.2 id

The <id> element pattern is of data type II (Instance Identifier). The II data type may have:

- a null attribute (*nullFlavor*)
- a *root*
- a *root* and an *extension*
- a *root* and an *extension* and an *assigningAuthorityName*
- a *root* and an *assigningAuthorityName*
- a *root* and an *assigningAuthorityName* and a *displayable*
- a *root* and an *extension* and a *displayable*
- a *root* and an *extension* and an *assigningAuthorityName* and a *displayable*
- a *root* and a *displayable*

The root attribute is **REQUIRED** and is a unique identifier that guarantees the global uniqueness of the instance identifier. The root alone **MAY** be the entire instance identifier. The root attribute **SHALL** be a UUID or OID.

The extension attribute **MAY** be present, and is a character string as a unique identifier within the scope of the identifier root.

In the case of Entity Identifier, *assigningAuthorityName* is **RECOMMENDED**.

Identifiers appear in this implementation guide for two different reasons. The first is that the identifier has been identified in the business requirements as relevant to the business process. These identifiers are documented in the SCSs, which make clear the meaning of this identifier.

In addition, the implementation makes clear that identifiers may also be found on many other parts of the CDA content model. These identifiers are allowed to facilitate record matching across multiple versions of related documents, so that the same record can consistently be identified, in spite of variations in the information as the record passes through time or between systems. These identifiers have no meaning in the business specification. If senders provide one of these identifiers, it **SHALL** always be the same identifier in all versions of the record, and it **SHALL** be globally unique per the rules of the II data type.

Throughout the specification, these identifiers are labelled with the following text: "This is a technical identifier that is used for system purposes such as matching."

Example 8.2. id

```
<id root="2.16.840.1.113883.19" extension="123A45" />
```

```
<ext:id assigningAuthorityName="HPI-O" root="1.2.36.1.2001.1003.0.8003621566684455" />
```

8.3 time

The <time> element pattern is of data type TS (Point in Time) and can also be an interval between two times (IVL_TS), representing a period of time. Both forms can either have a nullFlavor attribute or child components following allowed patterns.

Any time that is more specific than a day **SHALL** include a time zone.

A simple timestamp (point in time) will only contain a value attribute containing the time value, expressed as a series of digits as long as required or as available.

Example 8.3. Simple timestamp

```
<time value="20091030" />
```

This represents "October 30, 2009" to calendar day precision. In cases where the containing element is defined in the CDA schema as "ANY" data type, it is useful to provide an xsi:type attribute, set to the value "TS".

The period of time pattern is defined in terms of one or both of its lowest and highest values. The low and high elements are instances of the timestamp pattern described above. More complex time period concepts can be expressed by combining a high, low, or centre element with a width element.

Example 8.4. Low time

```
<period>  
  <low value="20091030" />  
</period>
```

This represents "a period after October 30, 2009". In cases where the containing element is defined in the CDA schema as "ANY" data type, it is useful to provide an xsi:type attribute, set to the value "IVL_TS", as in the next example.

Example 8.5. Interval timestamp 1

```
<period xsi:type="IVL_TS">  
  <high value="200910301030+1000" />  
</period>
```

This represents "a period before 10:30 a.m. UTC+10, October 30, 2009". A discretionary xsi:type attribute has been provided to explicitly cast the pattern to "IVL_TS".

Example 8.6. Interval timestamp 2

```
<period xsi:type="IVL_TS">  
  <low value="2007" />  
  <high value="2009" />  
</period>
```

This represents "the calendar years between 2007 and 2009". The low element **SHALL** precede the high element. As per the previous example, a discretionary xsi:type attribute has been provided to explicitly cast the pattern to "IVL_TS".

Example 8.7. Width time

```
<period>  
  <high value="20091017" />  
  <width value="2" unit="wk" />  
</period>
```

This expresses "two weeks before October 17th, 2009". A low value can be derived from this.

8.4 Entity Identifier

CDA Mapping

NEHTA SCS Data Component	Data Component Definition	Card	CDA Schema Data Element	Vocab	Comments
CDA Data Elements					
Entity Identifier	A number or code issued for the purpose of identifying an entity (person, organisation or organisation sub-unit) within a healthcare context.	The cardinality of the group comes from the linking parent and the cardinality of the children data elements comes from the R-MIM diagram.	ext:asEntityIdentifier		See Australian CDA extension: Entity-Identifier .
			ext:asEntityIdentifier/@classCode="IDENT"		
			ext:asEntityIdentifier/ext:id		
			ext:asEntityIdentifier/ext:id/@root	Attribute @root SHALL be used, SHALL be an OID and SHALL NOT be a UUID. Attribute @root SHALL be a globally unique object identifier (i.e. OID) that identifies the combination of geographic area, issuer and type. If no such OID exists, it SHALL be defined before any identifiers can be created.	
			ext:asEntityIdentifier/ext:id/@extension	Attribute @extension MAY be used and, if it is used, SHALL be a unique identifier within the scope of the root that is populated directly from the designation.	
			ext:asEntityIdentifier/ext:id/@assigningAuthorityName	Attribute @assigningAuthorityName SHOULD be used and, if it is used, SHALL be a human-readable name for the namespace represented in the root that is populated with the issuer, or identifier type, or a concatenation of both as appropriate. This SHOULD NOT be used for machine readability purposes.	
			ext:asEntityIdentifier/ext:code		See <code> for available attributes.
			ext:asEntityIdentifier/ext:assigningGeographicArea		
			ext:asEntityIdentifier/ext:assigningGeographicArea/@classCode="PLC"		
ext:asEntityIdentifier/ext:assigningGeographicArea/ext:name	Element ext:name MAY be used and, if it is used, SHALL be the range and extent that the identifier applies to the object with which it is associated that is populated directly from the geographic area. This SHOULD NOT be used for machine readability purposes. For details see: AS 5017-2006: Health Care Client Identifier Geographic Area .				

Example 8.8. Entity Identifier

```
<!-- This example is provided for illustrative purposes only. It has had no clinical validation.
While every effort has been taken to ensure that the examples are consistent with the message specification,
where there are conflicts with the written message specification or schema, the specification or schema shall be considered to take precedence -->

<!-- person -->
<xs:asEntityIdentifier classCode="IDENT">
  <xs:id root="1.2.36.1.2001.1003.0.8003608833357361" assigningAuthorityName="IHI" />
  <xs:assigningGeographicArea classCode="PLC">
    <xs:name>National Identifier</xs:name>
  </xs:assigningGeographicArea>
</xs:asEntityIdentifier>

<xs:asEntityIdentifier classCode="IDENT">
  <xs:id root="1.2.36.1.2001.1005.29.8003621566684455" extension="542181" assigningAuthorityName="Croydon GP Centre" />
  <xs:code code="MR" codeSystem="2.16.840.1.113883.12.203" codeSystemName="Identifier Type (HL7)" />
</xs:asEntityIdentifier>

<!-- organisation -->
<ext:asEntityIdentifier classCode="IDENT">
  <ext:id assigningAuthorityName="HPI-O" root="1.2.36.1.2001.1003.0.8003621566684455" />
  <ext:assigningGeographicArea classCode="PLC">
    <ext:name>National Identifier</ext:name>
  </ext:assigningGeographicArea>
</ext:asEntityIdentifier>
```

8.5 Person Name

CDA Mapping

NEHTA SCS Data Component	Data Component Definition	Card	CDA Schema Data Element	Vocab	Comments
CDA Data Elements					
Person Name	The appellation by which an individual may be identified separately from any other within a social context.	Cardinality comes from linking parent.	name		
Person Name > Name Title	An honorific form of address commencing a name.	0..*	name/ prefix		
Person Name > Family Name	That part of a name a person usually has in common with some other members of his/her family, as distinguished from his/her given names.	1..1	name/ family		
Person Name > Given Name	The person's identifying names within the family group or by which the person is uniquely socially identified.	0..*	name/ given		
Person Name > Name Suffix	The additional term used following a person's name to identify that person.	0..*	name/ suffix		
Person Name > Preferred Name Indicator	A flag to indicate that this is the name a person has selected for use.	0..1	name/ @use	A code for representing "preferred name" has been requested from HL7 International but is not currently available.	If both Preferred Name Indicator and Person Name Usage have been provided, the use attribute SHALL include them as space separated list of codes.
Person Name > Person Name Usage	The classification that enables differentiation between recorded names for a person.	0..1	name/ @use	AS 5017-2006: Health Care Client Name Usage	If both Preferred Name Indicator and Person Name Usage have been provided, the use attribute SHALL include them as space separated list of codes.

Example 8.9. Person Name

```
<!-- This example is provided for illustrative purposes only. It has had no clinical validation.
While every effort has been taken to ensure that the examples are consistent with the message specification,
where there are conflicts with the written message specification or schema, the specification or schema shall be considered to take precedence -->

<!-- preferred name -->
<name use="L">
  <prefix>Ms</prefix>
  <given>Sally</given>
  <family>Grant</family>
</name>
```

8.6 Address

CDA Mapping

NEHTA SCS Data Component	Data Component Definition	Card	CDA Schema Data Element	Vocab	Comments
CDA Data Elements					
Address	The description of a location where an entity is located or can be otherwise reached or found and a description of the purpose for which that address is primarily used by that entity.	Cardinality comes from linking parent.	addr		<p>In an event where the Address of the Subject of Care is 'Unknown' or 'Masked / Not to be disclosed for privacy reason', the following conditions SHOULD be applied.</p> <p>The nullFlavor = "UNK" SHOULD be permitted if the value of address is not known and the value of 'No Fixed Address Indicator' is false.</p> <p>The nullFlavor = "MSK" SHOULD be permitted if the value of address is masked and the value of 'No Fixed Address Indicator' is false.</p> <p>The nullFlavor = "NA" SHOULD be permitted if value of 'No Fixed Address Indicator' is true. (This is the same as the current CDA IG constraint).</p> <p>The value of the <addr> data group SHALL be populated in all other circumstances.</p>
Address > No Fixed Address Indicator	A flag to indicate whether or not the participant has no fixed address.	1..1	addr/@nullFlavor		If true, nullFlavor="NA". If false omit nullFlavor and fill in address.

NEHTA SCS Data Component	Data Component Definition	Card	CDA Schema Data Element	Vocab	Comments
Address > Australian or International Address	Represents a choice to be made at run-time between an AUSTRALIAN ADDRESS and an INTERNATIONAL ADDRESS.	1..1	n/a		This logical NEHTA data component has no mapping to CDA. The cardinality of this component propagates to its children.
Address > Australian or International Address > International Address	The description of a non-Australian location where an entity is located or can be otherwise reached or found.	0..1	n/a		This logical NEHTA data component has no mapping to CDA. The cardinality of this component propagates to its children.
Address > Australian or International Address > International Address > International Address Line	A composite of address details comprising a low level geographical/physical description of a location that, used in conjunction with the other high level address components, i.e. international state/province, international post-code and country, forms a complete geographic/physical address.	0..*	addr/streetAddressLine		
Address > Australian or International Address > International Address > International State/Province	The designation applied to an internal, political or geographic division of a country other than Australia that is officially recognised by that country.	0..1	addr/state		
Address > Australian or International Address > International Address > International Postcode	The alphanumeric descriptor for a postal delivery area (as defined by the postal service of a country other than Australia) aligned with locality, suburb or place for an address.	0..1	addr/postalCode		
Address > Australian or International Address > International Address > Country	The country component of the address.	0..1	addr/country	Australia Bureau of Statistics, Standard Australian Classification of Countries (SACC) Cat. No. 1269 [ABS2008]	Use the name, not the numbered code.
Address > Australian or International Address > Australian Address	The description of an Australian location where an entity is located or can be otherwise reached or found.	0..1	n/a		This logical NEHTA data component has no mapping to CDA. The cardinality of this component propagates to its children.
Address > Australian or International Address > Australian Address > Unstructured Australian Address Line	A composite of one or more low level standard address components describing a geographical/physical location that, used in conjunction with the other high level address components, e.g. Australian suburb/town/locality name, Australian postcode and Australian State/Territory, forms a complete geographical/physical address.	0..*	addr/streetAddressLine		

NEHTA SCS Data Component	Data Component Definition	Card	CDA Schema Data Element	Vocab	Comments
Address > Australian or International Address > Australian Address > Structured Australian Address Line	The standard low level address components describing a geographical/physical location that, used in conjunction with the other high level address components, i.e. Australian suburb/ town/locality name, Australian postcode and Australian State/Territory, form a complete geographical/physical address.	0..1	n/a		This logical NEHTA data component has no mapping to CDA. The cardinality of this component propagates to its children.
Address > Australian or International Address > Australian Address > Structured Australian Address Line > Australian Unit Type	The specification of the type of a separately identifiable portion within a building/complex, marina etc. to clearly distinguish it from another.	0..1	addr/unitType	AS 5017 (2006) - Healthcare Client Identification: Australian Unit Type [SA2006a] AS 4846 (2006) - Healthcare Provider Identification: Australian Unit Type [SA2006b]	
Address > Australian or International Address > Australian Address > Structured Australian Address Line > Australian Unit Number	The specification of the number or identifier of a building/complex, marina etc. to clearly distinguish it from another.	0..1	addr/unitID		
Address > Australian or International Address > Australian Address > Structured Australian Address Line > Australian Address Site Name	The full name used to identify the physical building or property as part of its location.	0..1	addr/additionalLocator		
Address > Australian or International Address > Australian Address > Structured Australian Address Line > Australian Level Type	Descriptor used to classify the type of floor or level of a multistorey building/complex.	0..1	addr/additionalLocator	AS 5017 (2006) - Healthcare Client Identification: Australian Level Type [SA2006a] AS 4846 (2006) - Healthcare Provider Identification: Australian Level Type [SA2006b]	
Address > Australian or International Address > Australian Address > Structured Australian Address Line > Australian Level Number	Descriptor used to identify the floor or level of a multistorey building/complex.	0..1	addr/additionalLocator		
Address > Australian or International Address > Australian Address > Structured Australian Address Line > Australian Street Number	The numeric or alphanumeric reference number of a house or property that is unique within a street name.	0..1	addr/houseNumber		
Address > Australian or International Address > Australian Address > Structured Australian Address Line > Australian Lot Number	The Australian Lot reference allocated to an address in the absence of street numbering.	0..1	addr/additionalLocator		
Address > Australian or International Address > Australian Address > Structured Australian Address Line > Australian Street Name	The name that identifies a public thoroughfare and differentiates it from others in the same suburb/town/locality.	0..1	addr/streetName		

NEHTA SCS Data Component	Data Component Definition	Card	CDA Schema Data Element	Vocab	Comments
Address > Australian or International Address > Australian Address > Structured Australian Address Line > Australian Street Type	A code that identifies the type of public thoroughfare.	0..1	addr/streetNameType	AS 5017 (2006) - Healthcare Client Identification: Australian Street Type Code [SA2006a] AS 4846 (2006) - Healthcare Provider Identification: Australian Street Type Code [SA2006b]	
Address > Australian or International Address > Australian Address > Structured Australian Address Line > Australian Street Suffix	Term used to qualify Australian Street Name used for directional references.	0..1	addr/direction	AS 5017 (2006) - Healthcare Client Identification: Australian Street Suffix [SA2006a] AS 4846 (2006) - Healthcare Provider Identification: Australian Street Suffix [SA2006b]	
Address > Australian or International Address > Australian Address > Structured Australian Address Line > Australian Postal Delivery Type	Identification for the channel of postal delivery.	0..1	addr/deliveryAddressLine	AS 5017 (2006) - Healthcare Client Identification: Australian Postal Delivery Type Code [SA2006a] AS 4846 (2006) - Healthcare Provider Identification: Australian Postal Delivery Type Code [SA2006b]	
Address > Australian or International Address > Australian Address > Structured Australian Address Line > Australian Postal Delivery Number	Identification number for the channel of postal delivery.	0..1	addr/deliveryAddressLine		
Address > Australian or International Address > Australian Address > Australian Suburb/Town/Locality	The full name of the general locality contained within the specific address.	0..1	addr/city	Values in this data element should comply with descriptions in the Australia Post Postcode File (see www.auspost.com.au/postcodes).	
Address > Australian or International Address > Australian Address > Australian State/Territory	The identifier of the Australian state or territory.	0..1	addr/state	AS 5017-2006 Australian State/Territory Identifier - Postal	
Address > Australian or International Address > Australian Address > Australian Postcode	The numeric descriptor for a postal delivery area (as defined by Australia Post), aligned with locality, suburb or place for the address.	0..1	addr/postalCode	Values in this data element should comply with descriptions in the Australia Post Postcode File (see www.auspost.com.au/postcodes).	
Address > Australian or International Address > Australian Address > Australian Delivery Point Identifier	A unique number assigned to a postal delivery point as recorded on the Australia Post Postal Address File.	0..1	addr/additionalLocator		
Address > Address Purpose	The purpose for which the address is being used by the entity.	1..1	addr/@use	AS 5017-2006: Health Care Client Identifier Address Purpose	Space separated list of codes.

Example 8.10. Address

```
<!-- These examples are provided for illustrative purposes only. They have had no clinical validation.
While every effort has been taken to ensure that the examples are consistent with the message specification,
where there are conflicts with the written message specification or schema, the specification or schema shall be considered to take precedence -->
```

```
<!-- no fixed address -->
<addr nullFlavor="NA" />

<!--Australian home address (unstructured) -->
<addr use="H">
  <streetAddressLine>1 Clinician Street</streetAddressLine>
  <city>Nehtaville</city>
  <state>QLD</state>
  <postalCode>5555</postalCode>
  <additionalLocator>32568931</additionalLocator>
</addr>

<!--Australian business address (structured) -->
<addr use="WP">
  <houseNumber>1</houseNumber>
  <streetName>Clinician</streetName>
  <streetNameType>St</streetNameType>
  <city>Nehtaville</city>
  <state>QLD</state>
  <postalCode>5555</postalCode>
  <additionalLocator>32568931</additionalLocator>
</addr>

<!--international postal address -->
<addr use="PST">
  <streetAddressLine>51 Clinician Bay</streetAddressLine>
  <city>Healthville</city>
  <state>Manitoba</state>
  <postalCode>R3T 3C6</postalCode>
  <country>Canada</country>
</addr>
```

8.7 Electronic Communication Detail

CDA Mapping

NEHTA SCS Data Component	Data Component Definition	Card	CDA Schema Data Element	Vocab	Comments
CDA Data Elements					
Electronic Communication Detail	The electronic communication details of entities.	Cardinality comes from linking parent.	telecom		
Electronic Communication Detail > Electronic Communication Medium	A code representing a type of communication mechanism.	1..1	telecom/@value	AS 5017-2006: Health Care Client Electronic Communication Medium > HL7:URLScheme	Makes up part of the value attribute as 'tel:phone number', 'mailto:email address', 'http:URL', etc.
Electronic Communication Detail > Electronic Communication Usage Code	The manner of use that is applied to an electronic communication medium.	0..1	telecom/@use	HL7: TelecommunicationAddressUse > HL7:TelecommunicationAddressUse	Space separated list of codes. The section AS 5017-2006: Health Care Client Electronic Communication Usage Code explains how to map AS 5017-2006 to HL7 Telecommunication-AddressUse (HL7 TAU) code
Electronic Communication Detail > Electronic Communication Address	A unique combination of characters used as input to electronic telecommunication equipment for the purpose of contacting an entity.	1..1	telecom/@value		Makes up part of the value attribute as 'tel:phone number', 'mailto:email address', 'http:URL', etc.

Example 8.11. Electronic Communication Detail

```
<!-- These examples are provided for illustrative purposes only. They have had no clinical validation.  
While every effort has been taken to ensure that the examples are consistent with the message specification,  
where there are conflicts with the written message specification or schema, the specification or schema shall be considered to take precedence -->
```

```
<!--home telephone number -->  
<telecom value="tel:0499999999" use="H" />
```

```
<!--pager -->  
<telecom value="tel:0499999999" use="PG" />
```

```
<!--home email address -->  
<telecom value="mailto:clinicial@clinician.com" use="H" />
```

8.8 Employment

CDA Mapping



Note

NS = In the absence of national standard code sets, the code sets used **SHALL** be registered code sets, i.e. registered through the [HL7 code set registration procedure](#)² with an appropriate object identifier (OID), and **SHALL** be publicly available.

When national standard code sets become available, they **SHALL** be used and the non-standard code sets **SHALL** be deprecated.

NEHTA SCS Data Component	Data Component Definition	Card	CDA Schema Data Element	Vocab	Comments
CDA Data Elements					
Employment Detail	A person's occupation and employer.	Cardinality comes from linking parent.	n/a		This logical NEHTA data component has no mapping to CDA.
Employment Detail > Employer Organisation	The organisation that the individual is working for in respect to the role they are playing in the nominated participation.	0..*	ext:asEmployment/ext:employerOrganization ext:asEmployment/@classCode="EMP"		
Employment Detail > Employer Organisation > Entity Identifier	A number or code issued for the purpose of identifying a participant within a healthcare context.	0..*	ext:asEmployment/ext:employerOrganization/asOrganizationPartOf/wholeOrganization/<Entity Identifier>		See common pattern: Entity Identifier .
Employment Detail > Employer Organisation > Organisation	Any organisation of interest to, or involved in, the business of healthcare service provision.	1..1	n/a		Not mapped directly, encompassed implicitly in assignedAuthor/ext:asEmployment/employerOrganization.
Employment Detail > Employer Organisation > Organisation > Organisation Name	The name by which an organisation is known or called.	1..1	ext:asEmployment/ext:employerOrganization/asOrganizationPartOf/wholeOrganization/name		
Employment Detail > Employer Organisation > Organisation > Department/Unit	The name by which a department or unit within a larger organisation is known or called.	0..1	ext:asEmployment/ext:employerOrganization/name		

² <http://www.hl7.org/oid/index.cfm?ref=footer>

NEHTA SCS Data Component	Data Component Definition	Card	CDA Schema Data Element	Vocab	Comments
Employment Detail > Employer Organisation > Organisation > Organisation Name Usage	The classification that enables differentiation between recorded names for an organisation or service location.	0..1	ext:asEmployment/ext:employerOrganization/asOrganizationPartOf/wholeOrganization/name/@use	AS 4846-2006: Health Care Provider Organisation Name Usage	
Employment Detail > Employment Type	The basis on which the person is employed by the employer organisation.	0..1	ext:asEmployment/ext:jobClassCode	NS	
Employment Detail > Occupation	A descriptor of the class of job based on similarities in the tasks undertaken.	0..*	ext:asEmployment/ext:jobCode	1220.0 - ANZSCO - Australian and New Zealand Standard Classification of Occupations, First Edition, Revision 1 [ABS2009]	The corresponding CDA element ext:jobCode does not allow the cardinality to be '0..*/multiple'. The cardinality SHALL be interpreted as '0..1' instead of '0..*'. SHALL
Employment Detail > Position In Organisation	A descriptor of the job or the job role based on the management hierarchy of the organisation.	0..1	ext:asEmployment/ext:code	NS	

Example 8.12. Employment

<!-- This example is provided for illustrative purposes only. It has had no clinical validation. While every effort has been taken to ensure that the examples are consistent with the message specification, where there are conflicts with the written message specification or schema, the specification or schema shall be considered to take precedence -->

```
<!-- Employment Details -->
<ext:asEmployment classCode="EMP">

  <!-- Position In Organisation -->
  <ext:code>
    <originalText>Chief Oncologist</originalText>
  </ext:code>

  <!-- Occupation -->
  <ext:jobCode code="253314" codeSystem="2.16.840.1.113883.13.62"
    codeSystemName="1220.0 - ANZSCO - Australian and New Zealand Standard Classification of Occupations, First Edition, Revision 1"
    displayName="Medical Oncologist"/>

  <!-- Employment Type -->
  <ext:jobClassCode code="FT" codeSystem="2.16.840.1.113883.5.1059" codeSystemName="HL7:EmployeeJobClass" displayName="full-time"/>

  <!-- Employer Organisation -->
  <ext:employerOrganization>
    <!-- Department/Unit -->
    <name>Oncology Ward</name>
    <asOrganizationPartOf>
      <wholeOrganization>

        <!-- Organisation Name -->
        <name use="ORGB">Acme Hospital</name>

        <!-- Entity Identifier -->
        <ext:asEntityIdentifier classCode="IDENT">
          <ext:id assigningAuthorityName="HPI-O" root="1.2.36.1.2001.1003.0.8003621566684455"/>
          <ext:assigningGeographicArea classCode="PLC">
            <ext:name>National Identifier</ext:name>
          </ext:assigningGeographicArea>
        </ext:asEntityIdentifier>

      </wholeOrganization>
    </asOrganizationPartOf>
  </ext:employerOrganization>
</ext:asEmployment>
```

9 Australian CDA Extensions

As part of the CDA, standard extensions are allowed as follows:

Locally-defined markup may be used when local semantics have no corresponding representation in the CDA specification. CDA seeks to standardize the highest level of shared meaning while providing a clean and standard mechanism for tagging meaning that is not shared. In order to support local extensibility requirements, it is permitted to include additional XML elements and attributes that are not included in the CDA schema. These extensions should not change the meaning of any of the standard data items, and receivers must be able to safely ignore these elements. Document recipients must be able to faithfully render the CDA document while ignoring extensions.

Extensions may be included in the instance in a namespace other than the HL7v3 namespace, but must not be included within an element of type ED (e.g., <text> within <procedure>) since the contents of an ED datatype within the conformant document may be in a different namespace. Since all conformant content (outside of elements of type ED) is in the HL7 namespace, the sender can put any extension content into a foreign namespace (any namespace other than the HL7 namespace). Receiving systems must not report an error if such extensions are present. "HL7 Clinical Document Architecture, Release 2" [\[HL7CDAR2\]](#)

This section contains extensions that have been defined for Australian concepts not represented in CDA.

This section is provided for clarity only. Please see the relevant mappings section where these extensions have been used for actual mapping details.

9.1 ClinicalDocument.completionCode

Figure 9.1 CDA R-MIM Representation shows a subset of the CDA R-MIM containing those classes with the relevant Australian CDA extension represented.

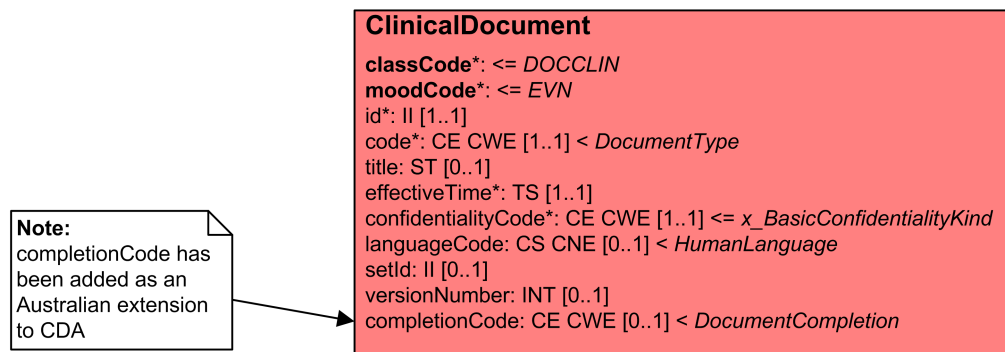


Figure 9.1. CDA R-MIM Representation

9.2 EntityIdentifier

Figure 9.2 CDA R-MIM Representation shows a subset of the CDA R-MIM containing those classes with the relevant Australian CDA extension represented.

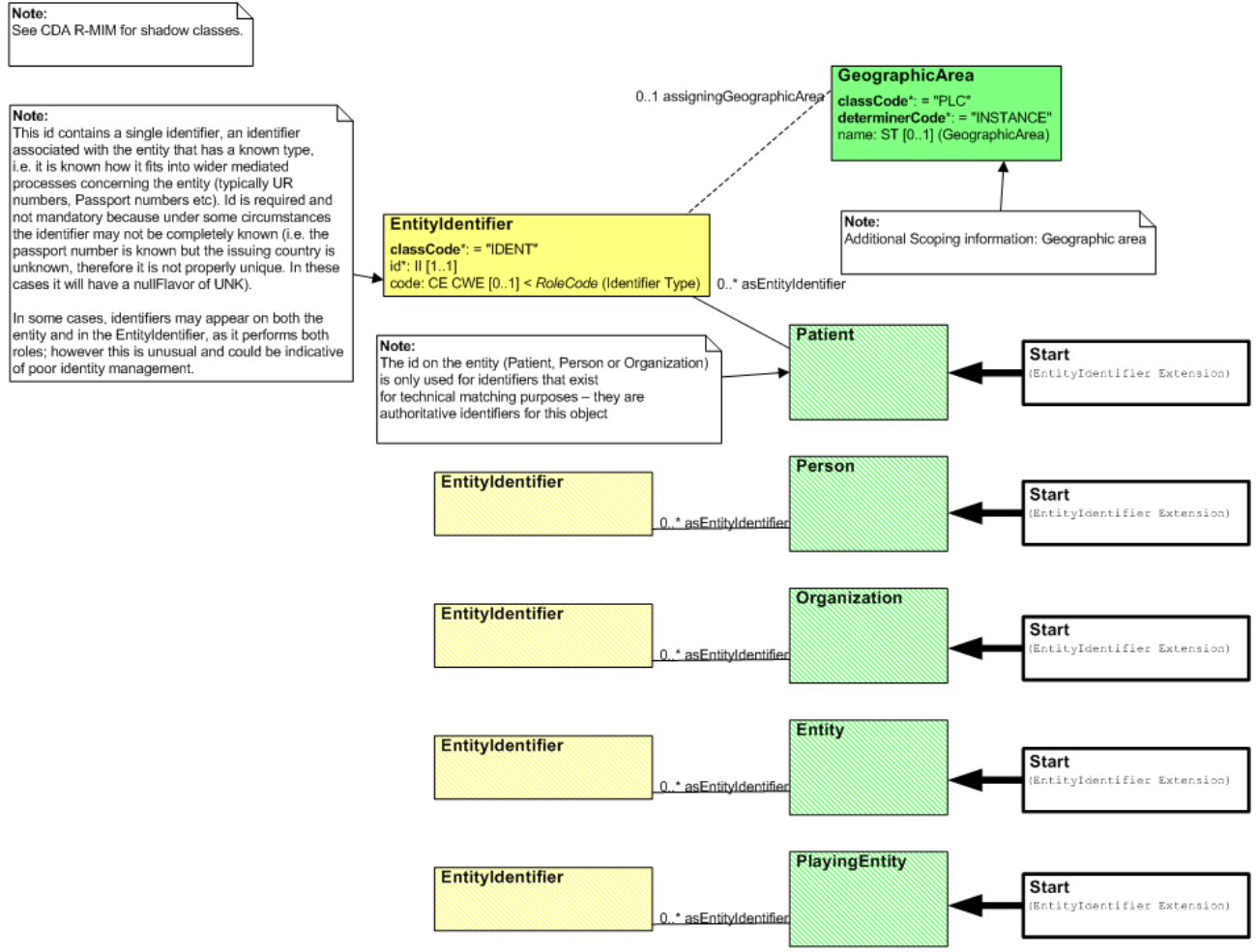


Figure 9.2. CDA R-MIM Representation

9.3 Entitlement

Figure 9.3 CDA R-MIM Representation shows a subset of the CDA R-MIM containing those classes with the relevant Australian CDA extension represented.

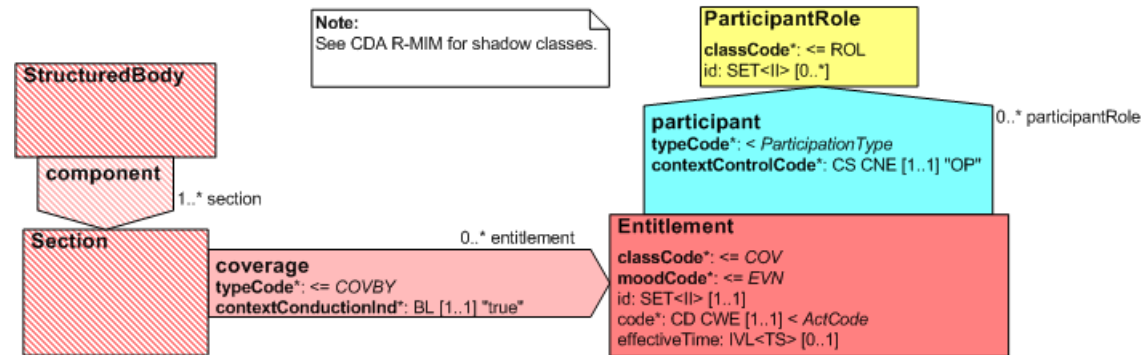


Figure 9.3. CDA R-MIM Representation

9.4 Multiple Birth

Figure 9.4 CDA R-MIM Representation shows a subset of the CDA R-MIM containing those classes with the relevant Australian CDA extension represented.

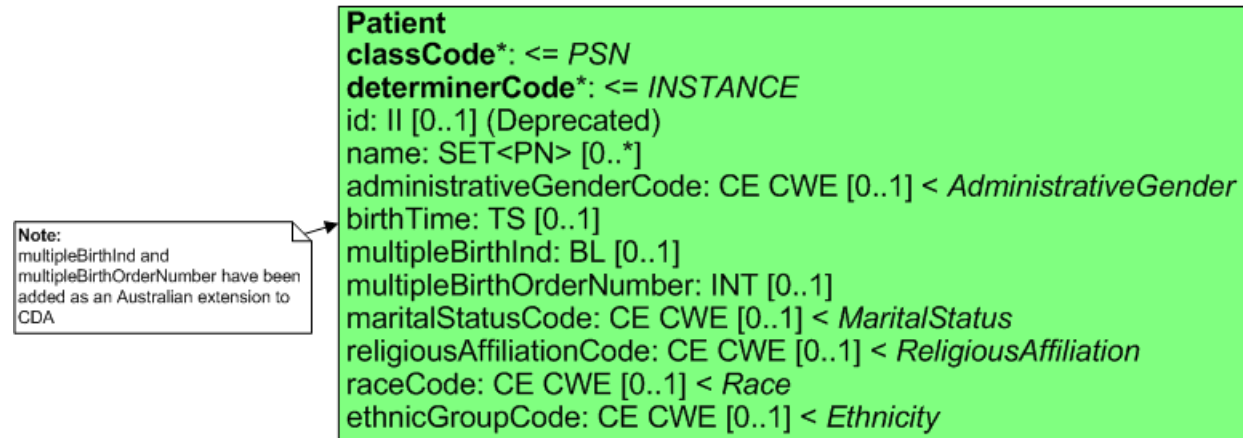


Figure 9.4. CDA R-MIM Representation

9.5 Administrative Gender Code

Figure 9.5 CDA R-MIM Representation shows a subset of the CDA R-MIM containing those classes with the relevant Australian CDA extension represented.

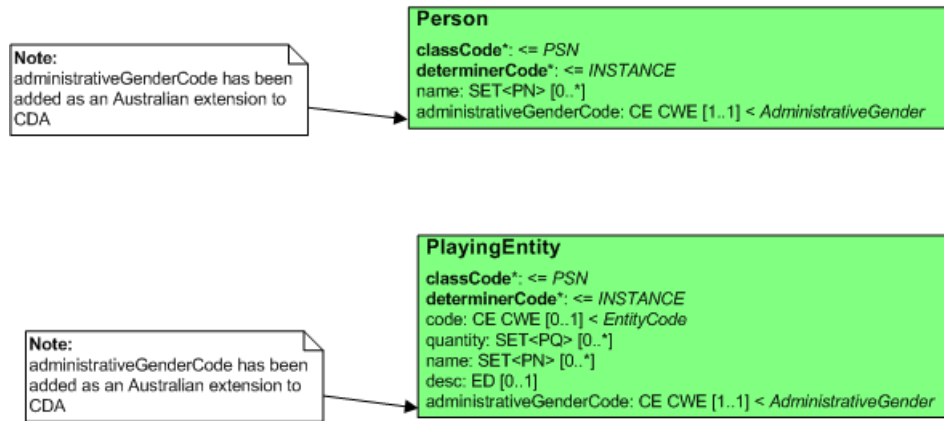


Figure 9.5. CDA R-MIM Representation

9.6 Birth Time

Figure 9.6 CDA R-MIM Representation shows a subset of the CDA R-MIM containing those classes with the relevant Australian CDA extension represented.

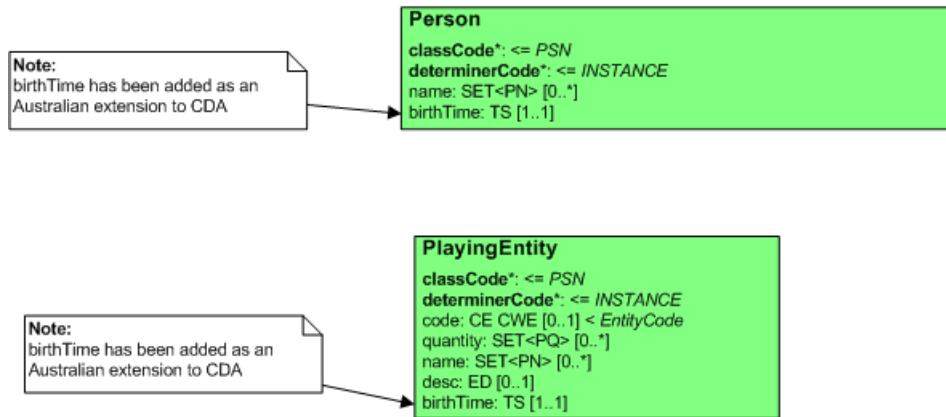


Figure 9.6. CDA R-MIM Representation

9.7 Deceased Time

Figure 9.7 CDA R-MIM Representation shows a subset of the CDA R-MIM containing those classes with the relevant Australian CDA extension represented.

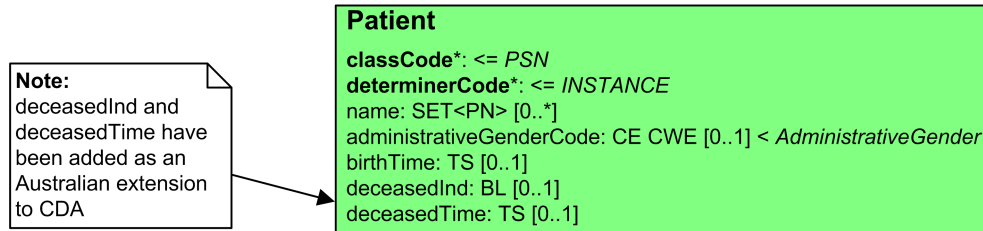


Figure 9.7. CDA R-MIM Representation

9.8 Employment

Figure 9.8 CDA R-MIM Representation shows a subset of the CDA R-MIM containing those classes with the relevant Australian CDA extension represented.

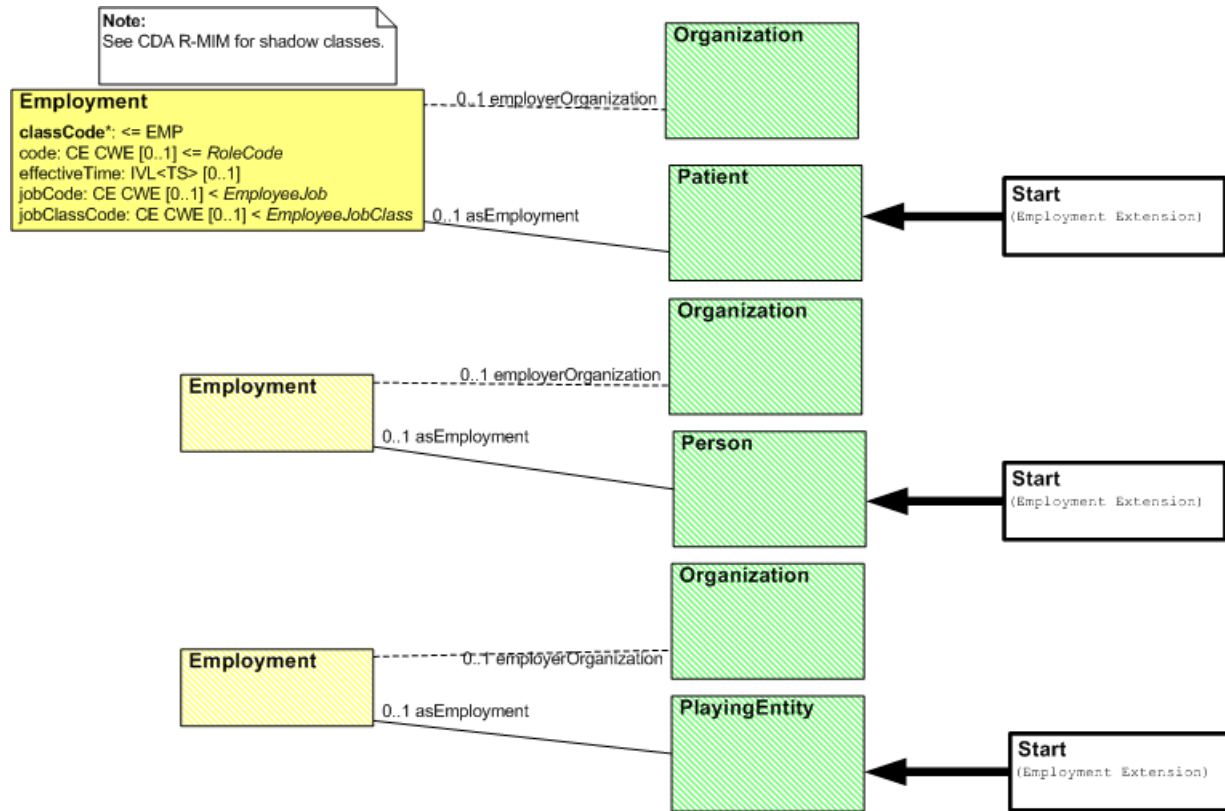


Figure 9.8. CDA R-MIM Representation

9.9 Qualifications

Figure 9.9 CDA R-MIM Representation shows a subset of the CDA R-MIM containing those classes with the relevant Australian CDA extension represented.

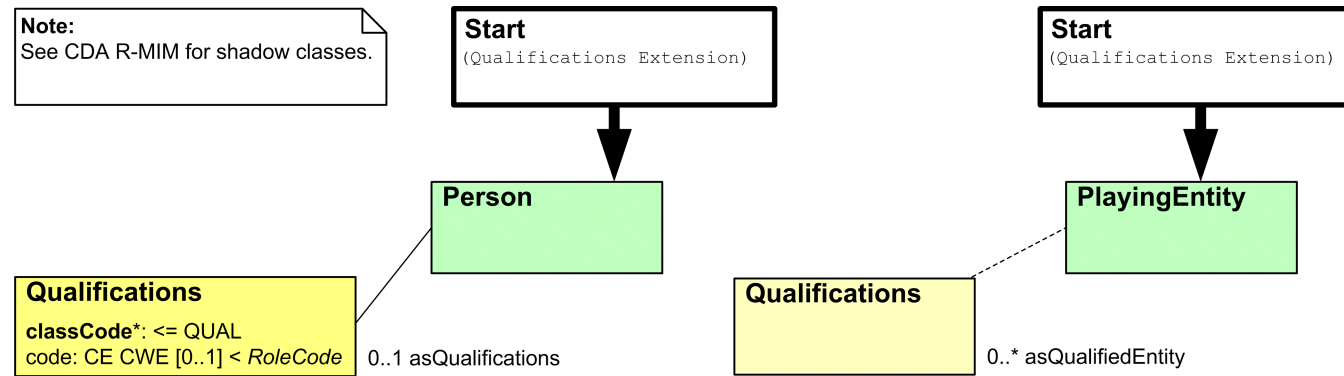


Figure 9.9. CDA R-MIM Representation

9.10 Participant Entity Organization

Figure 9.10 CDA R-MIM Representation shows a subset of the CDA R-MIM containing those classes with the relevant Australian CDA extension represented.

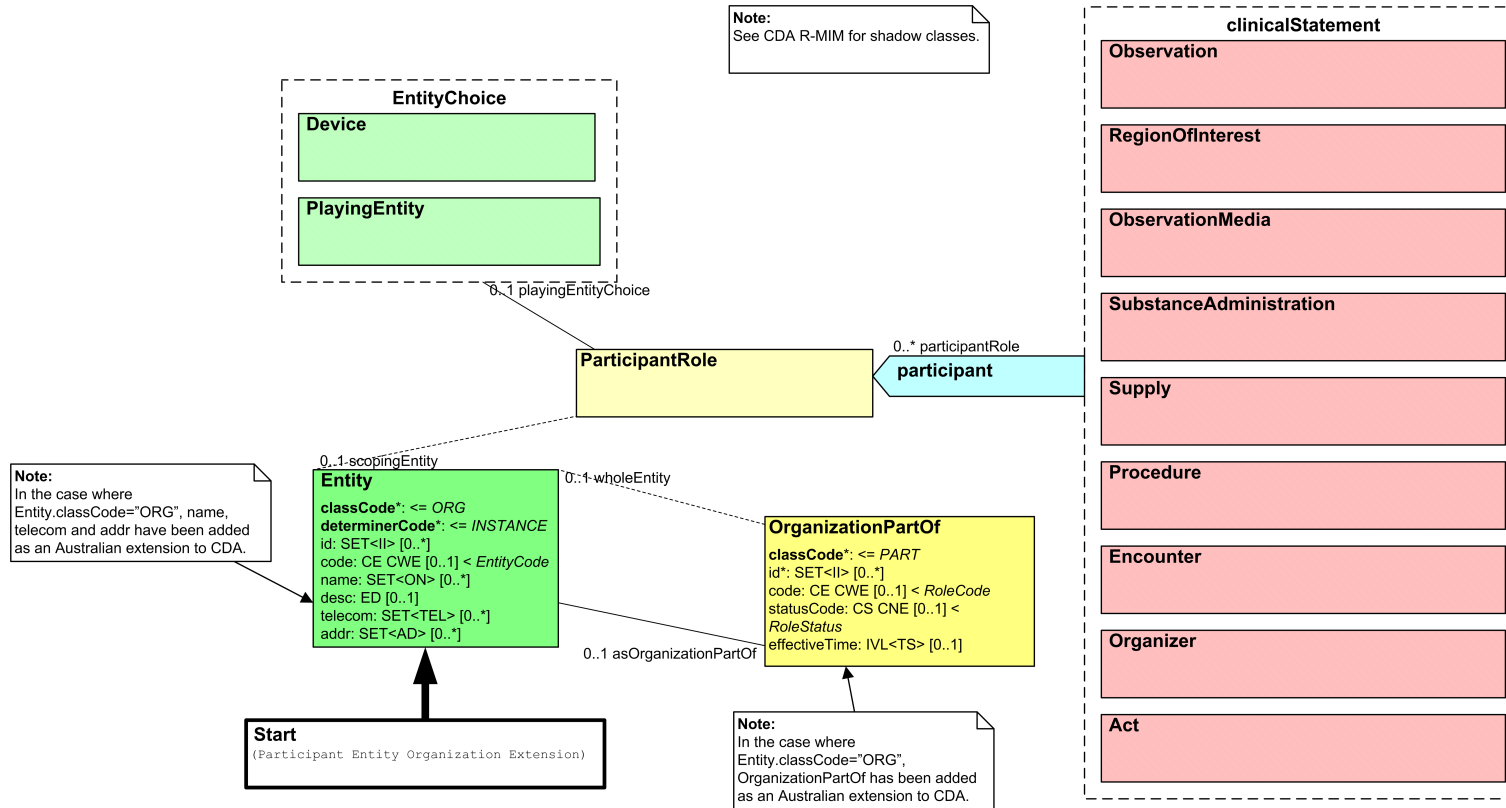


Figure 9.10. CDA R-MIM Representation

10 Vocabularies and Code Sets

This product includes all or a portion of the HL7 Vocabulary, or is derived from the HL7 Vocabulary, subject to a license from Health Level Seven International. Your use of the HL7 Vocabulary also is subject to this license, a copy of which is accessible through the following link: <http://www.hl7.org/permalink/?VocabTables>. The current complete HL7 Vocabulary is also available through this link. The HL7 Vocabulary is copyright © 1989-2010, Health Level Seven International. All rights reserved. THE HL7 VOCABULARY IS PROVIDED "AS IS." ANY EXPRESS OR IMPLIED WARRANTIES ARE DISCLAIMED, INCLUDING, BUT NOT LIMITED TO, THE IMPLIED WARRANTIES OF MERCHANTABILITY AND FITNESS FOR A PARTICULAR PURPOSE.

Example 10.1. All values

```
<code
  code="103.16044.4.1.1"
  codeSystem="1.2.36.1.2001.1001"
  codeSystemName="NCTIS_CODE_SYSTEM_NAME;"
  displayName="Additional Comments" />
```

Example 10.2. One value

```
<name use="I">
  {name}
</name>
```

10.1 HL7: TelecommunicationAddressUse

Code	Value
H	Home
HP	Primary Home
HV	Vacation Home
WP	Workplace
AS	Answering Service
EC	Emergency Contact
MC	Mobile Contact

Code	Value
PG	Pager

10.2 AS 5017-2006 Health Care Client Identifier Sex

displayName	code	codeSystemName	codeSystem
Male	M	AS 5017-2006 Health Care Client Identifier Sex	2.16.840.1.113883.13.68
Female	F	AS 5017-2006 Health Care Client Identifier Sex	2.16.840.1.113883.13.68
Intersex or Indeterminate	I	AS 5017-2006 Health Care Client Identifier Sex	2.16.840.1.113883.13.68
Not Stated/Inadequately Described	N	AS 5017-2006 Health Care Client Identifier Sex	2.16.840.1.113883.13.68

10.3 AS 5017-2006: Health Care Client Name Usage

Code Set AS 5017-2006 mapped to HL7 Entity Name Use Code

When referencing the following vocabulary tables, if one column in the code set table is bolded, use the code in that column; otherwise use the values in all columns.



Note

CDA Release 2 uses HL7 Data Types Release 1. For some of the AS 5017-2006 values, there are no satisfactory equivalents in the HL7 Entity Name Use R1 code set. In these cases (marked R2), an HL7 Entity Name Use R2 code has been used.



Note

In cases (marked EXT) where there are no suitable HL7 codes, extension codes have been created.

AS 5017-2006 Code	AS 5017-2006 Alternative Code	AS 5017-2006 Descriptor	HL7 Entity Name Use Code	HL7 Entity Name Use Name	HL7 Name Use Definition
1	L	Registered Name (Legal Name)	L	(R1) Legal	(R1) Known as/conventional/the one you use.
2	R	Reporting Name	C	(R1) License	(R1) As recorded on a license, record, certificate, etc. (only if different from legal name).
3	N	Newborn Name	NB	(EXT)	(EXT)
4	B	Professional or Business Name	A	(R1) Artist/Stage	(R1) Includes writer's pseudonym, stage name, etc.
5	M	Maiden Name (Name at birth)	M	(R2) Maiden Name	A name used prior to marriage.
8	O	Other Name (Alias)	P	(R1) Pseudonym	(R1) A self-asserted name that the person is using or has used.

10.4 AS 4846-2006: Health Care Provider Organisation Name Usage

Code Set AS 5017-2006 Organisation Name Usage mapped to HL7 Name Use Code

When referencing the following vocabulary tables, if one column in the code set table is bolded, use the code in that column; otherwise use the values in all columns.



Note

There are no suitable HL7 codes, so extension codes have been created.

AS 4846-2006 Code	AS 4846-2006 Alternative Code	AS 4846-2006 Descriptor	HL7 Name Use Code	HL7 Name Use Name	HL7 Name Use Definition
1	U	Organizational unit/section/division name	ORGU	(EXT)	(EXT)
2	S	Service location name	ORGS	(EXT)	(EXT)
3	B	Business name	ORGB	(EXT)	(EXT)
4	L	Locally used name	ORGL	(EXT)	(EXT)
5	A	Abbreviated name	ORGA	(EXT)	(EXT)
6	E	Enterprise name	ORGE	(EXT)	(EXT)
8	X	Other	ORGX	(EXT)	(EXT)
9	Y	Unknown	ORGY	(EXT)	(EXT)

10.5 AS 5017-2006: Health Care Client Source of Death Notification

displayName	code	codeSystemName	codeSystem
Official death certificate or death register	D	AS 5017-2006 Health Care Client Source of Death Notification	2.16.840.1.113883.13.64
Health Care Provider	H	AS 5017-2006 Health Care Client Source of Death Notification	2.16.840.1.113883.13.64
Relative	R	AS 5017-2006 Health Care Client Source of Death Notification	2.16.840.1.113883.13.64
Other	O	AS 5017-2006 Health Care Client Source of Death Notification	2.16.840.1.113883.13.64
Unknown	U	AS 5017-2006 Health Care Client Source of Death Notification	2.16.840.1.113883.13.64

10.6 AS 5017-2006: Health Care Client Identifier Address Purpose

AS 5017-2006 mapped to HL7 AddressUse Code

When referencing the following vocabulary tables, if one column in the code set table is bolded, use the code in that column; otherwise use the values in all columns.

AS 5017-2006 Code	AS 5017-2006 Alternative Code	AS 5017-2006 Descriptor	HL7 AddressUse Code	HL7 AddressUse Name	HL7 AddressUse Definition
1	B	Business	WP	Work Place	An office address. First choice for business related contacts during business hours.
2	M	Mailing or Postal	PST	Postal Address	Used to send mail.
3	T	Temporary Accommodation (individual provider only)	TMP	Temporary Address	A temporary address, may be good for visit or mailing.
4	R	Residential (permanent) (individual provider only)	H	Home Address	A communication address at a home.
9	U	Not Stated/Unknown/Inadequately Described	In this case simply omit the Address Use Code		

10.7 AS 5017-2006: Health Care Client Identifier Geographic Area

displayName	code	codeSystemName	codeSystem
Local Client (Unit Record) Identifier	L	AS 5017-2006 Health Care Client Identifier Geographic Area	2.16.840.1.113883.13.63
Area/Region/District Identifier	A	AS 5017-2006 Health Care Client Identifier Geographic Area	2.16.840.1.113883.13.63
State or Territory Identifier	S	AS 5017-2006 Health Care Client Identifier Geographic Area	2.16.840.1.113883.13.63
National Identifier	N	AS 5017-2006 Health Care Client Identifier Geographic Area	2.16.840.1.113883.13.63

10.8 AS 5017-2006: Health Care Client Electronic Communication Medium

When referencing the following vocabulary tables, if one column in the code set table is bolded, use the code in that column; otherwise use the values in all columns.

AS 5017-2006 Code	AS 5017-2006 Descriptor	AS 5017-2006 Alternative Code	HL7 URLScheme Code	HL7 URLScheme Name	HL7 URLScheme Definition
1	Telephone (excluding mobile telephone)	T	tel	Telephone	A voice telephone number.
2	Mobile (cellular) telephone NOTE: Mobile will also need a Telecommunication-Address Use code of MC (Mobile Contact) (see HL7: TelecommunicationAddressUse)	M	tel	Telephone	A voice telephone number.
3	Facsimile machine	F	fax	Fax	A telephone number served by a fax device.
4	Pager NOTE: Pager will also need a TelecommunicationAddress Use code of PG (Pager) (see HL7: TelecommunicationAddressUse)	P	tel	Telephone	A voice telephone number
5	Email	E	mailto	Mailto	Electronic mail address.

AS 5017-2006 Code	AS 5017-2006 Descriptor	AS 5017-2006 Alternative Code	HL7 URLScheme Code	HL7 URLScheme Name	HL7 URLScheme Definition
6	URL	U	Use the most appropriate code from the list below:		
			file	File	Host-specific local file names [RFC 1738]. Note that the file scheme works only for local files. There is little use for exchanging local file names between systems, since the receiving system likely will not be able to access the file.
			ftp	FTP	The File Transfer Protocol (FTP).
			http	HTTP	Hypertext Transfer Protocol.
			mlp	MLLP	The traditional HL7 Minimal Lower Layer Protocol. The URL has the form of a common IP URL e.g., mllp://<host>:<port>/ with <host> being the IP address or DNS hostname and <port> being a port number on which the MLLP protocol is served.
			modem	Modem	A telephone number served by a modem device.
			nfs	NFS	Network File System protocol. Some sites use NFS servers to share data files.
			telnet	Telnet	Reference to interactive sessions. Some sites, (e.g., laboratories) have TTY based remote query sessions that can be accessed through telnet.

10.9 AS 5017-2006: Health Care Client Electronic Communication Usage Code

AS 5017-2006 mapped to HL7 TelecommunicationAddressUse (HL7 TAU) Code

When referencing the following vocabulary tables, if one column in the code set table is bolded, use the code in that column; otherwise use the values in all columns.

Code	Descriptor	Alternative Code	HL7 TAU Code	HL7 TAU Name	HL7 TAU Description
1	Business	B	WP	Work place	An office address. First choice for business related contacts during business hours.
2	Personal	P	H	Home address	A communication address at a home, attempted contacts for business purposes might intrude privacy and chances are one will contact family or other household members instead of the person one wishes to call. Typically used with urgent cases, or if no other contacts are available.
3	Both business and personal use	A	WP H	Both Work place and Home address	

10.10 AS 5017-2006 Australian State/Territory Identifier - Postal

Code	Descriptor
NSW	New South Wales
VIC	Victoria
QLD	Queensland
SA	South Australia
WA	Western Australia
TAS	Tasmania
NT	Northern Territory
ACT	Australian Capital Territory
U	Unknown

10.11 AS 5017-2006 Health Care Client Identifier Date Accuracy Indicator

The data elements that use this value set consist of a combination of three codes, each of which denotes the accuracy of one date component:

A – The referred date component is accurately known.

E – The referred date component is an estimate.

U – The referred date component is unknown.

The data elements that use this value set contain positional fields (DMY).

Field 1 (D) – refers to the accuracy of the day component.

Field 2 (M) – refers to the accuracy of the month component.

Field 3 (Y) – refers to the accuracy of the year component.



Note

The order of the date components in the HL7 date and time datatypes (YYYYMMDD) is the reverse of that specified above.

The possible combinations are as follows:

code	descriptor
AAA	Accurate date
AAE	Accurate day and month, estimated year
AEA	Accurate day, estimated month, accurate year
AAU	Accurate day and month, unknown year
AUA	Accurate day, unknown month, accurate year
AEE	Accurate day, estimated month and year
AUU	Accurate day, unknown month and year

code	descriptor
AEU	Accurate day, estimated month, unknown year
AUE	Accurate day, unknown month
EEE	Estimated date
EEA	Estimated day and month, accurate year
EAE	Estimated day, accurate month
EEU	Estimated day and month, unknown year
EUE	Estimated day, unknown month, estimated year
EAA	Estimated day, accurate month and year
EUU	Estimated day, unknown month and year
EAU	Estimated day, accurate month, unknown year
EUA	Estimated day, unknown month, accurate year
UUU	Unknown date
UUA	Unknown day and month, accurate year
UAU	Unknown day, accurate month, unknown year
UUE	Unknown day and month, estimated year
UEU	Unknown day, estimated month, unknown year
UAA	Unknown day, accurate month and year
UEE	Unknown day, estimated month and year
UAE	Unknown day, accurate month, estimated year
UEA	Unknown day, estimated month, accurate year

10.12 NCTIS: Admin Codes - Document Status

displayName	code	codeSystemName	codeSystem
Interim	I	NCTIS Document Status Values	1.2.36.1.2001.1001.101.104.20104
Final	F	NCTIS Document Status Values	1.2.36.1.2001.1001.101.104.20104
Withdrawn	W	NCTIS Document Status Values	1.2.36.1.2001.1001.101.104.20104

10.13 NCTIS: Admin Codes - Entitlement Type

displayName	code	codeSystemName	codeSystem
Medicare Benefits	1	NCTIS Entitlement Type Values	1.2.36.1.2001.1001.101.104.16047
Pensioner Concession	2	NCTIS Entitlement Type Values	1.2.36.1.2001.1001.101.104.16047
Commonwealth Seniors Health Concession	3	NCTIS Entitlement Type Values	1.2.36.1.2001.1001.101.104.16047
Health Care Concession	4	NCTIS Entitlement Type Values	1.2.36.1.2001.1001.101.104.16047
Repatriation Health Gold Benefits	5	NCTIS Entitlement Type Values	1.2.36.1.2001.1001.101.104.16047
Repatriation Health White Benefits	6	NCTIS Entitlement Type Values	1.2.36.1.2001.1001.101.104.16047
Repatriation Health Orange Benefits	7	NCTIS Entitlement Type Values	1.2.36.1.2001.1001.101.104.16047
Safety Net Concession	8	NCTIS Entitlement Type Values	1.2.36.1.2001.1001.101.104.16047
Safety Net Entitlement	9	NCTIS Entitlement Type Values	1.2.36.1.2001.1001.101.104.16047
Medicare Prescriber Number	10	NCTIS Entitlement Type Values	1.2.36.1.2001.1001.101.104.16047
Medicare Pharmacy Approval Number	11	NCTIS Entitlement Type Values	1.2.36.1.2001.1001.101.104.16047

10.14 HL7 v3 CDA: Act.moodCode

Code	Value	Definition
EVN	Event	The entry defines an actual occurrence of an event.
INT	Intent	The entry is intended or planned.
APT	Appointment	The entry is planned for a specific time and place.
ARQ	Appointment Re- quest	The entry is a request for the booking of an appointment.
PRMS	Promise	A commitment to perform the stated entry.
PRP	Proposal	A proposal that the stated entry be performed.
RQO	Request	A request or order to perform the stated entry.
DEF	Definition	The entry defines a service (master).

10.15 METeOR 291036: Indigenous Status

displayName	code	codeSystemName	codeSystem
Aboriginal but not Torres Strait Islander origin	1	METeOR Indigenous Status	2.16.840.1.113883.3.879.291036
Torres Strait Islander but not Aboriginal origin	2	METeOR Indigenous Status	2.16.840.1.113883.3.879.291036
Both Aboriginal and Torres Strait Islander origin	3	METeOR Indigenous Status	2.16.840.1.113883.3.879.291036
Neither Aboriginal nor Torres Strait Islander origin	4	METeOR Indigenous Status	2.16.840.1.113883.3.879.291036
Not stated/inadequately described	9	METeOR Indigenous Status	2.16.840.1.113883.3.879.291036

10.16 CodeSystem OIDs



Note

The entries in the codeSystem (Name) column enable identification of the codeSystem OID to be used, but may not be the proper name of that codeSystem, i.e. the value of the codeSystemName attribute. The value of codeSystemName **SHOULD** be the name associated with the OID in the [HL7 OID Registry](http://www.hl7.org/oid/index.cfm?ref=footer)¹.

codeSystem (OID)	codeSystem (Name)
1.2.36.1.2001.1001.101	NCTIS Data Components
2.16.840.1.113883.13.62	1220.0 - ANZSCO - Australian and New Zealand Standard Classification of Occupations, First Edition, Revision 1
2.16.840.1.113883.6.96	SNOMED CT
2.16.840.1.113883.6.96	SNOMED CT-AU
1.2.36.1.2001.1004.100	Australian Medicines Terminology (AMT) v2
2.16.840.1.113883.6.96	Australian Medicines Terminology (AMT) v3

¹ <http://www.hl7.org/oid/index.cfm?ref=footer>

Appendix A. CDA Narratives

CDA requires that each section in its body include a narrative block, containing a clinically complete version of the section's encoded content using custom hypertext markup defined by HL7. The narrative is the human-readable and attestable part of a CDA document, and **SHALL** stand alone as an accurate representation of the content of the document without any need to consult entries in the body.

There is no canonical markup for specific CDA components, but some conformance points apply:

- The narrative block **SHALL** be encapsulated within the text component of the CDA section.
- The narrative contents **SHALL** conform to the requirements specified in the CDA Rendering Specification.
 - In accordance with the requirement to completely represent section contents, values of codedText or codeableText data elements defined in the SCS **SHALL** include an originalText or a displayName component (or both). Where available, the originalText **SHOULD** be found in the narrative, otherwise the displayName **SHOULD** be found in the narrative.
- The narrative contents **SHALL** completely and accurately represent the clinical information encoded in the section. Content **SHALL NOT** be omitted from the narrative.
- The narrative **SHALL** conform to the content requirements of the CDA specification [[HL7CDAR2](#)] and the XML Schema.

Clinical judgement is required to determine the appropriate presentation for narrative. NEHTA may release additional guidance in this regard. The examples provided in sections of this document offer some guidance for narrative block markup and may be easily adapted as boilerplate markup.

This page is intentionally left blank.

Reference List

- [ABS2008] Australian Bureau of Statistics, May 2008, *Standard Australian Classification of Countries (SACC) Cat. No. 1269*, accessed 15 March 2010.
<http://www.abs.gov.au/ausstats/abs@.nsf/mf/1269.0>
- [ABS2009] Australian Bureau of Statistics, 25 June 2009, *1220.0 - ANZSCO - Australian and New Zealand Standard Classification of Occupations, First Edition, Revision 1*, accessed 28 August 2013.
<http://www.abs.gov.au/AUSSTATS/abs@.nsf/allprimarymainfeatures/-E8A05691E35F4376CA257B9500138A52?opendocument>
- [AIHW2005] Australian Institute of Health and Welfare, March 2005, *AIHW Mode of Separation*, accessed 15 March 2010.
<http://meteor.aihw.gov.au/content/index.phtml/itemId/270094>
- [HI2011] Health Intersections, 2011, *Representation of Common Australian Identifiers in v2 and CDA*, accessed 28 November 2011.
<http://www.healthintersections.com.au/?p=721>
- [HL7CDAR2] Health Level Seven, Inc., January 2010, *HL7 Clinical Document Architecture, Release 2*, accessed 17 July 2014.
http://www.hl7.org/implement/standards/product_brief.cfm?product_id=7
- [HL7RIM] Health Level Seven, Inc., January 2010, *HL7 Version 3 Standard – Reference Information Model*, accessed 15 March 2010.
<http://www.hl7.org/v3ballot/html/infrastructure/rim/rim.htm>
- [HL7V3] Health Level Seven, Inc., January 2010, *HL7 Version 3 Standard*, accessed 15 March 2010.
<http://www.hl7.org/v3ballot2010jan/html/welcome/introduction/index.htm>
- [HL7V3DT] Health Level Seven, Inc., January 2010, *HL7 V3 RIM, Data types and Vocabulary*, accessed 26 August 2014.
<http://www.hl7.org/memonly/downloads/v3edition.cfm>
- [IHTS2010] International Health Terminology Standards Development Organisation, January 2010, *SNOMED CT*, accessed 15 March 2010.
<http://www.ihtsdo.org/snomed-ct>
- [INFO2009] Canada Health Infoway, *CDA Validation Tools: infoway_release_2_2X_18.zip*, accessed 18 November 2009.
<http://www.hl7.org/memonly/downloads/v3edition.cfm>
- [ISO2004a] International Organization for Standardization, 2004, *ISO 8601:2004 - Data elements and interchange formats - Information interchange - Representation of dates and times*, Edition 3 (Monolingual), accessed 09 November 2009.
http://www.iso.org/iso/iso_catalogue/catalogue_tc/catalogue_detail.htm?csnumber=40874
- [ISO2008a] International Organization for Standardization, 2008, *ISO 21090:2008 – Health Informatics – Harmonized data types for information interchange*, Edition 1 (Monolingual), accessed 09 November 2009.
http://www.iso.org/iso/iso_catalogue/catalogue_tc/catalogue_detail.htm?csnumber=35646
- [NEHT2005a] National E-Health Transition Authority, 25 May 2005, *NEHTA Acronyms, Abbreviations & Glossary of Terms*, Version 1.2, accessed 17 July 2014.
http://www.nehta.gov.au/component/docman/doc_download/8-clinical-information-glossary-v12
- [NEHT2007b] National E-Health Transition Authority, 17 August 2007, *Interoperability Framework*, Version 2.0, accessed 17 July 2014.
<http://www.nehta.gov.au/implementation-resources/ehealth-foundations/EP-1144-2007/NEHTA-1146-2007>
- [NEHT2010c] National E-Health Transition Authority, September 2010, *Data Types in NEHTA Specifications: A Profile of the ISO 21090 Specification*, Version 1.0, accessed 20 July 2014.
<https://www.nehta.gov.au/implementation-resources/clinical-documents/EP-1135-2010/NEHTA-1136-2010>

- [NEHT2011v] National E-Health Transition Authority, 20 July 2011, *Participation Data Specification*, Version 3.2, accessed 20 Jul 2014.
<https://www.nehta.gov.au/implementation-resources/clinical-documents/EP-1224-2011/NEHTA-0794-2011>
- [NEHT2012s] National E-Health Transition Authority, 07 March 2012, *CDA Rendering Specification*, Version 1.0.
<http://www.nehta.gov.au/implementation-resources/clinical-documents/EP-1094-2011/NEHTA-1199-2012>
- [NEHT2014ag] National E-Health Transition Authority, 8 July 2014, *Australian Medicines Terminology v3 Model - Editorial Rules v2.0*, Version 2.0, accessed 8 August 2014.
<https://www.nehta.gov.au/implementation-resources/ehealth-foundations/EP-1805-2014/NEHTA-1716-2014>
- [NEHT2014h] National E-Health Transition Authority, 29 January 2015, *Medicare/DVA Benefits Report Structured Content Specification*, Version 1.1.1.
<http://www.nehta.gov.au/implementation-resources/clinical-documents/EP-1706-2014/NEHTA-1708-2014>
- [RFC2119] Network Working Group, 1997, *RFC2119 - Key words for use in RFCs to Indicate Requirement Levels*, accessed 17 July 2014.
<http://www.faqs.org/rfcs/rfc2119.html>
- [RFC3066] Network Working Group, 2001, *RFC3066 - Tags for the Identification of Languages*, accessed 13 April 2010.
<http://www.ietf.org/rfc/rfc3066.txt>
- [RING2009] Ringholm, 2009, *CDA Examples*, accessed 15 March 2010.
http://www.ringholm.de/download/CDA_R2_examples.zip
- [SA2006a] Standards Australia, 2006, *AS 4846 (2006) – Health Care Provider Identification*, accessed 17 July 2014.
<http://infostore.saiglobal.com/store/Details.aspx?ProductID=318554>
- [SA2006b] Standards Australia, 2006, *AS 5017 (2006) – Health Care Client Identification*, accessed 17 July 2014.
<http://infostore.saiglobal.com/store/Details.aspx?ProductID=320426>
- [SA2007a] Standards Australia, 2007, *AS 4700.6 (2007) – Implementation of Health Level 7 (HL7) Version 2.5 – Part 6: Referral, discharge and health record messaging*.
<http://www.saiglobal.com/online/>